

https://international-iq-test.com/en/test/IQ_by_country







Average IQ by country (2025 update)

Here is the average IQ by country, updated on January 1, 2025. This study is based on 1,393,066 people around the world who took the same test on this website in 2024. Countries shown in gray on the map were not included due to insufficient data.

The average IQ by country seems to be generally higher in East Asia. Close to average in Europe, Western Asia, Oceania, North America and North Africa. And below average in Central and Southern Africa, and Latin America.

Country rankings by average IQ

Reliability of this ranking: All participants completed the same IQ test on this website in 2024. In 82.45% of the countries, the IQ scores are similar (<2 points difference) to those of the previous year.











Ranking	Country	IQ	Participants	Previous year	Difference
1.	 China	107.43	117312	106.99 (244532)	+0.44
2.	 Iran (Islamic Republic of)	106.63	4064	106.84 (2959)	-0.21
3.	 South Korea	106.57	24227	107.54 (23616)	-0.97
4.	 Japan	106.54	149450	106.18 (179992)	+0.36
5.	 Singapore	105.25	5349	106.18 (4576)	-0.93
6.	 Russia	103.31	19985	100.64 (92769)	+2.67








Ranking	Country	IQ	Participants	Previous year	Difference
	Russian Federation				
7.		103.13	2744	102.3 (3126)	+0.83
	Mongolia				
8.		102.67	9812	101.7 (12680)	+0.97
	Australia				
9.		102.64	450	99.87 (875)	+2.77
	Armenia				
10.		102.37	11583	102.01 (20347)	+0.36
	Spain				
11.		102.21	2924	102.16 (1955)	+0.05
	Sri Lanka				
12.		102.2	2455	101.76 (3300)	+0.44
	New Zealand				
13.		102.19	2518	102.31 (3212)	-0.12
	Slovenia				
14.		101.73	8047	102.6 (9579)	-0.87
	Canada				
15.		101.66	23339	98.46 (25366)	+3.2
	Thailand				

Ranking	Country	IQ	Participants	Previous year	Difference
16.	 Belarus	101.58	7306	100.78 (12813)	+0.8
17.	 France	101.54	8290	101.28 (14012)	+0.26
18.	 Serbia	101.03	5995	100.66 (4449)	+0.37
19.	 Italy	101.03	19016	102.11 (34032)	-1.08
20.	 Switzerland	100.85	5760	101.58 (5924)	-0.73
21.	 Georgia	100.7	4791	101.36 (3084)	-0.66
22.	 Malaysia	100.69	19975	99.55 (19565)	+1.14
23.	 Finland	100.48	9321	99.92 (12651)	+0.56
24.	 Greece	100.31	4896	97.51 (20383)	+2.8
25.	 Viet	100.22	48797	101.45 (20707)	-1.23










Ranking	Country	IQ	Participants	Previous year	Difference
	Nam				
26.	 Belgium	100.18	4480	101.45 (4984)	-1.27
27.	 United States	100.17	27529	98.99 (52666)	+1.18
28.	 Luxembourg	100.05	350	100.35 (707)	-0.3
29.	 Iceland	99.94	514	100.49 (670)	-0.55
30.	 Slovakia	99.94	8784	100.62 (6685)	-0.68
31.	 Netherlands	99.82	20964	100.66 (18563)	-0.84
32.	 Czechia	99.81	17365	100.17 (13746)	-0.36
33.	 United Kingdom	99.79	9935	99.82 (16648)	-0.03
34.	 Germany	99.78	29933	102.36 (33086)	-2.58










Ranking	Country	IQ	Participants	Previous year	Difference
35.	Germany 	99.71	4069	102.71 (4712)	-3
36.	Austria 	99.59	6768	99.38 (13514)	+0.21
37.	Hungary 	99.58	792	98.87 (462)	+0.71
38.	Lebanon 	99.47	8420	97.26 (10393)	+2.21
39.	Peru 	99.47	215	N/A (N/A)	
40.	Malta 	99.45	28423	99.87 (28232)	-0.42
41.	Poland 	99.44	2926	99.29 (3554)	+0.15
42.	Estonia 	99.42	4404	99.27 (8539)	+0.15
43.	Portugal 	99.42	6763	99.73 (5746)	-0.31
	Croatia 				

Ranking	Country	IQ	Participants	Previous year	Difference
44.	 India	99.24	17649	99.31 (71045)	-0.07
45.	 Israel	99.21	7847	102.18 (4955)	-2.97
46.	 Turkey	99.21	30100	95.63 (62741)	+3.58
47.	 Latvia	99.05	4872	98.77 (4137)	+0.28
48.	 Montenegro	98.97	1261	99.34 (1041)	-0.37
49.	 Ireland	98.9	1326	100.11 (1724)	-1.21
50.	 Lithuania	98.8	7706	97.94 (8294)	+0.86
51.	 Azerbaijan	98.73	2310	96.89 (3932)	+1.84
52.	 Norway	98.61	8910	98.74 (8199)	-0.13
53.	 Sweden	98.61	8652	99.44 (8392)	-0.83








Ranking	Country	IQ	Participants	Previous year	Difference
	Sweden				
54.	 Cyprus	98.58	1281	97.04 (1983)	+1.54
55.	 Brunei Darussalam	98.32	219	N/A (N/A)	
56.	 Denmark	98.04	8063	97.32 (9952)	+0.72
57.	 Bulgaria	97.91	5051	101.71 (1758)	-3.8
58.	 North Macedonia	97.91	627	98.83 (492)	-0.92
59.	 Bosnia and Herzegovina	97.89	2524	99.57 (1135)	-1.68
60.	 Tunisia	97.75	2255	97.68 (3070)	+0.07
61.	 Myanmar	97.66	1588	97.39 (1743)	+0.27
62.	 Albania	97.54	600	97.28 (519)	+0.26

Ranking	Country	IQ	Participants	Previous year	Difference
63.	 Moldova (Republic of)	97.42	2660	97.06 (2104)	+0.36
64.	 Algeria	97.34	3318	98.64 (3330)	-1.3
65.	 Egypt	97.31	4066	98.86 (4217)	-1.55
66.	 Kazakhstan	97.27	5732	97.26 (6329)	+0.01
67.	 Nepal	97.16	1057	98.43 (519)	-1.27
68.	 Morocco	97.12	3587	98.02 (4502)	-0.9
69.	 Uzbekistan	96.98	8986	94.81 (7033)	+2.17
70.	 Jordan	96.9	1193	99.14 (242)	-2.24
71.	 Cuba	96.84	742	95.28 (2940)	+1.56









Ranking	Country	IQ	Participants	Previous year	Difference
72.	 United Arab Emirates	96.83	2739	97.4 (3436)	-0.57
73.	 Mauritius	96.77	393	N/A (N/A)	
74.	 Philippines	96.72	8216	96.37 (4440)	+0.35
75.	 Bangladesh	96.55	2990	95.84 (1512)	+0.71
76.	 Romania	96.43	19163	96.15 (21449)	+0.28
77.	 Mexico	95.63	16100	92.89 (18571)	+2.74
78.	 Ukraine	95.55	88757	94.26 (117375)	+1.29
79.	 Ethiopia	95.54	799	95.3 (318)	+0.24
80.	 Chile	95.52	8296	94.14 (11188)	+1.38




Ranking	Country	IQ	Participants	Previous year	Difference
81.	 Uruguay	95.33	1846	94.2 (3232)	+1.13
82.	 Kuwait	95.28	404	93.85 (368)	+1.43
83.	 Ecuador	95.07	4356	92.89 (4959)	+2.18
84.	 Kyrgyzstan	95	1550	93.46 (1942)	+1.54
85.	 Qatar	94.9	537	97.59 (445)	-2.69
86.	 Trinidad and Tobago	94.87	314	N/A (N/A)	
87.	 Madagascar	94.87	1027	95.32 (678)	-0.45
88.	 Argentina	94.51	14404	92.98 (22731)	+1.53
89.	 Costa Rica	94.36	1815	93.61 (1487)	+0.75

Ranking	Country	IQ	Participants	Previous year	Difference
90.	 South Africa	94.19	8370	93.73 (4190)	+0.46
91.	 Oman	94.16	513	94.23 (693)	-0.07
92.	 Saudi Arabia	94.14	4504	96.58 (2930)	-2.44
93.	 Iraq	94.12	2138	94.86 (1295)	-0.74
94.	 Bahrain	94.07	310	N/A (N/A)	
95.	 Cambodia	93.99	1642	95.36 (1143)	-1.37
96.	 Tajikistan	93.75	422	92.1 (636)	+1.65
97.	 Indonesia	93.57	157737	92.64 (154070)	+0.93
98.	 Yemen	93.53	325	N/A (N/A)	

Ranking	Country	IQ	Participants	Previous year	Difference
99.	 Pakistan	93.31	1871	95.51 (615)	-2.2
100.	 Colombia	93.28	9320	90.91 (10313)	+2.37
101.	 Brazil	93.02	44412	94.02 (54522)	-1
102.	 Bolivia (Plurinational State of)	92.8	2379	92.58 (2585)	+0.22
103.	 Lao People's Democratic Republic	92.36	915	92.72 (423)	-0.36
104.	 Nigeria	91.46	1912	91.95 (1582)	-0.49
105.	 Guatemala	91.38	1702	88.45 (1698)	+2.93
106.	 Kenya	91.25	939	N/A (N/A)	
107.	 El Salvador	91.22	818	89.5 (953)	+1.72

Ranking	Country	IQ	Participants	Previous year	Difference
108.	 Venezuela (Bolivarian Republic of)	91.21	3331	90.43 (4285)	+0.78
109.	 Puerto Rico	91.08	894	92.67 (900)	-1.59
110.	 Paraguay	90.81	1536	89.46 (1957)	+1.35
111.	 Panama	90.72	881	90.47 (1026)	+0.25
112.	 Honduras	90.65	731	90.2 (964)	+0.45
113.	 Zimbabwe	90.32	313	N/A (N/A)	
114.	 Ghana	90.22	342	N/A (N/A)	
115.	 Uganda	90.14	206	N/A (N/A)	
116.	 Dominican Republic	90.1	870	88.98 (932)	+1.12

Ranking	Country	IQ	Participants	Previous year	Difference
117.	 Cameroon	90.07	558	90.86 (625)	-0.79
118.	 Togo	89.95	234	N/A (N/A)	
119.	 Tanzania, United Republic of	89.83	219	N/A (N/A)	
120.	 Nicaragua	88.85	883	87.75 (971)	+1.1
121.	 Congo (Democratic Republic of the)	88.58	359	87.25 (276)	+1.33
122.	 Cote d'Ivoire	88.54	322	87.6 (677)	+0.94
123.	 Senegal	88.19	283	90.27 (312)	-2.08
124.	 Mozambique	87.92	255	N/A (N/A)	

Ranking	Country	IQ	Participants	Previous year	Difference
125.	 Benin	87.11	275	88.54 (234)	-1.43
126.	 Angola	86.14	520	86.7 (393)	-0.56
127.	 Gabon	85.56	288	86.09 (390)	-0.53

FAQ

What is the average IQ in the world?

The global average IQ is 100.

Why is the average IQ by country below 100 for most countries?

One of the main reasons for this is China, which alone represents about [18%](#) of the world's population. China balances out many countries with an average IQ below 100 due to its very high average IQ score (107.43) and its large population.

When considering the population of countries and their average IQs, the final result is an average IQ of 100 for the global population.

Why is there a difference in the average IQ by country?

Several factors can influence a country's average IQ:

1. **Infectious Diseases:** [A 2010 study](#) demonstrated that countries with high rates of infectious diseases generally have populations with lower average IQ scores. These diseases can negatively affect cognitive development. [Africa is the continent most affected by infectious diseases.](#)
2. **Dietary Habits:** [A 2024 study](#) showed that children with good dietary habits have higher IQs than other children. Therefore, countries with good dietary habits (and less food poverty) tend to have higher average IQs.
3. **Intellectual Activities:** [A 2022 study](#) found that regularly playing chess can increase children's IQs. [Another 1962 study](#) showed that bilingual children score higher on intelligence tests than children who speak only one language. Thus, regular intellectually stimulating activities within a country's culture tend to raise its average IQ.
4. **Genetics:** [A 2013 study](#) on over a thousand twins demonstrated that IQ is influenced between 50% and 80% by genetics.

To conclude, countries with good healthcare systems, that promote healthy dietary habits, and encourage their citizens to engage in intellectually stimulating activities, tend to have populations with higher average IQs.

Genetics provides a solid foundation upon which the environment can build further. Thus, good genetics combined with a good environment tend to increase the average IQ score. The global average IQ should therefore gradually increase, as confirmed by [a 2014 study](#), which observed a 2.31 IQ score increase per decade. This phenomenon is known as the Flynn Effect.

However, the purpose of the IQ test is to classify the population around an average of 100. The algorithm of the international IQ test should therefore adapt to this increase to maintain the IQ average at 100 with a standard deviation of 15.

How often is the average IQ ranking by country updated?

The ranking is updated annually on January 1st, based on data from the previous year.

How reliable is this ranking?

All candidates have taken the [international IQ test on this website](#). The international IQ test is based on the [Raven's Matrices](#) technique, without cultural discrimination.

More than 82.45% of countries obtain a similar average IQ (maximum difference of 2 points) to their score from the previous year.

Take the international IQ test