

# Financing through Money Creation, Too Connected to Fail and Systemic Risk

Tianxi Wang\*

University of Essex

November, 2017

## Abstract

This paper presents a new approach to endogenize interbank credit networks, based on banks' specialty that their liabilities are accepted as a means of payment. This approach takes into account how borrowing on banks' asset side affects depositing on their liability side in general equilibrium. This approach is applied to endogenize a star structured interbank network with the aim of studying the issues of too connected to fail (TCTF) and systemic risk. In the model the banking system melts down on equilibrium path. Moreover, (1) the resources are inefficiently concentrated at the center of the network, and more so if the interbank rate is higher; (2) the network of interbank credit alone has no issue of TCTF, which, however, arises if interbank insurance is also introduced; (3) early news matters more for systemic stability than late one; and (4) there is a zone of news based on which the event of system meltdown is likely to happen, but has not happened yet. This type of news provides an early warning of the event.

Key words: too connected to fail, systemic risk, interbank credit networks, interbank insurance, early warning zone, system meltdown

---

\*University of Essex. Email: wangt@essex.ac.uk. Correspondence: Economics, University of Essex, Wivenhoe Park, Colchester, CO2 7LH, UK. I thank for the helpful comments the participants of seminars and lectures at a variety of places.

# 1 Introduction

The 2008-9 financial crisis highlights the importance of interconnections between banks for the systemic stability. One of the issues is "Too Connected To Fail" (TCTF), that is, if one bank that is connected to many other banks fails, its failure might cause such a severe loss to them as to bring them all down to insolvency, making a systemic event.<sup>1</sup> This paper studies this issue with a new approach to endogenize interbank credit networks. This approach is based on a specialty of banks, namely that their liabilities, especially those in the form of demand deposit, are widely accepted as a means of payment. Thereby banks finance lending through money creation, that is, by issuing liabilities. Due to this specialty, an interbank credit link can be formed *passively*. Suppose a firm borrows from bank A and uses the borrowed *money* – which is the bank's liability – to purchase resources from a seller that deposits with bank B. Then when *this money* as the sales proceeds is deposited into bank B, the bank holds this liability of bank A and thus owns a credit position to it.<sup>2</sup> This way of forming interbank credit links has not been considered in the literature on interbank networks, which models banks as Intermediaries of Loanable Funds, ILF hereafter.<sup>3</sup> Compared to the ILF based approaches which the literature takes, the approach of this paper has two merits. First, it captures the fact that a substantial part of funds deposited into the banking system comes from what is borrowed out of it. This interaction between borrowing and depositing might not matter much when single banks are concerned, but it is important when we consider the banking system as a whole. Second, the approach of this paper accommodates multiple goods, whereas the ILF approaches typically deal with only one good, usually called funds. In this paper, the means of payment that is borrowed from the banking system is used to buy multiple types of resources, which can represent labor,

---

<sup>1</sup>The issue of TCTF could alternatively be due to the adverse effects on the liability side, that is, if the "too connected" bank fails it might call the banks with which it is linked to immediately settle their liabilities to it, which could cause a liquidity stress on them. This alternative side of the TCTF is not addressed in this paper, which abstracts from the liquidity issues of banks.

<sup>2</sup>This way of producing interbank liabilities is also noticed by Piazzesi and Schneider (2017), which, however, is not concerned with banking networks.

<sup>3</sup>Both terms of "financing through money creation" and ILF are due to Jakab and Kumhof (2015), who provide detailed discussion on differences between these two approaches of modeling banks. See also Wang (2014) for a general equilibrium analysis of money creation by banks and its implications for central banking.

land, machinery, knowledge, etc. Indeed, this paper shows that a bank's position at the interbank credit network is determined by the type of resources that its depositors own.

This paper's approach can be used to generate a variety of interbank networks, depending on the distribution of resources and investment projects.<sup>4</sup> Considering it focuses on the issues of TCTF and systemic risk, it considers a model economy where the equilibrium interbank network is of the star structure, the simplest structure to consider these issues. The model economy consists of many regions, each of which is populated by a bank, a continuum of entrepreneurs and a continuum of households. Households are endowed with two types of resources. One type is to be found only at one particular region called capital, while the other type exists at all the other regions, called provinces. The former type is meant to represent resources that concentrate on economic centers, such as convenience for trading<sup>5</sup> or know-how<sup>6</sup>, while the latter type represents resources that are more dispersed in the whole economy, such as labor or land. Entrepreneurs have technology to use the two types of resources to produce the consumption good, corn. To obtain resources, yet entrepreneurs face a friction of payment. They cannot use their own promise to pay, but have to borrow banks', to buy resources from households. This assumption captures the aforementioned speciality of banks, namely that their IOUs are widely accepted as a means of payment, while those of non-bank firms or individual persons are not. Therefore, in this economy, entrepreneurs and households have real resources, but these resources can be put together to produce the consumption good only with what is supplied solely by banks, namely, means of payment.

In this economy, entrepreneurs move around to buy resources using their regional banks' promise to pay, which the sellers of the resources then deposit into their local banks, thus formed interbank liability links. Assume that all the provinces are symmetric. As a result, the liabilities between them are canceled out and all the interbank liabilities are between them and the capital bank. Hence, the interbank credit network is of a star structure. The key question

---

<sup>4</sup>For example, if firms that borrow from bank 1 need to buy an intermediate good from bank 2's depositors, who, for the production of the good, buy an input good from bank 3's depositors, then there will be a chain of interbank liabilities in which bank 1 owes to bank 2 and bank 2 to bank 3.

<sup>5</sup>Observe that economic centers typically develop from a privileged geographical position as a nexus of transportation networks, such as Chicago, New York, St Louis of the U.S. and Wuhan, Shanghai of China.

<sup>6</sup>One reason for people with high human capital to concentrate in one place is the externalities between them, as is model by Lucas (1988).

is: who owes to whom? If the capital bank owes to all the provincial banks, then the capital bank could be TCTF because its failure could reduce the asset value of all the provincial banks and thereby bring them down. If, the other way around, the provincial banks owe to the capital bank, then the interbank network has no issue of TCTF because the failure of the capital bank would have no impact on the asset value of the provincial banks.

The answer to that key question, if an ILF approach was applied, would depend on the assumption on the relative abundance of funds available to banks, given the setting of their asset side – namely entrepreneurs’ technology: If the capital bank is in deficit of funds and the provincial banks in surplus, the former borrows from the latter, and vice versa. That is because the ILF approaches, which the literature on financial networks takes, do not accommodate the aforementioned general equilibrium effect of borrowing for depositing. By contrast, this effect is captured in the present paper, where funds borrowed by entrepreneurs are portioned out, through market mechanics, into the sales proceeds of the resources at each region, and thereby determine the quantity of the funds deposited into each bank. Given the entrepreneurs’ technology, which determines their scale of borrowing, therefore, there is only one way in which the interbank liabilities go. In particular, it is always provincial banks owing to the capital bank, not the other way around, if their number is large enough, namely, if the capital bank is sufficiently connected. Interbank liabilities alone, hence, do not drive the issue of TCTF, showing which is the first contribution of this paper.

Its second contribution is to show that the capital bank offers cheaper loans than provincial banks, whereby the resources are inefficiently concentrated at the capital, and moreover, the higher is the interbank interest rate, the more resources are concentrated at the capital. The intuition is as follows. A fraction of promise to pay that a bank loans out to the entrepreneurs flows into other banks and becomes a liability to them which incurs costs of interbank interest to the issuing bank. Relative to the capital bank, a provincial bank sees a greater fraction of its issues to become interbank liabilities, and therefore bears a greater marginal cost of lending. This leads a provincial bank to charge a higher interest rate on its loans than the capital bank does. And the higher the interbank rate, the larger the difference in marginal cost between the two banks, and the larger the difference in the rate charged on loans, causing more resources concentrated at the capital.

As the network of interbank credit alone has no issue of TCTF, to consider the issue, we introduce another type of interbank claims: interbank insurance. The model is thus extended to include independent shocks to banks' loans. Namely, with a certain probability loans to entrepreneurs will not perform leaving the banks insufficient revenue to redeem liabilities. To avoid this costly insolvency, banks demand insurance against the idiosyncratic risks.

The third contribution of this paper is to consider the interaction between these two types of interbank claims: credit and insurance. This interaction generates two effects. First, the position of the capital bank in the interbank *credit* network gives it a natural advantage to be the provider of the interbank *insurance*. This insurance is done, ultimately, by pooling as many independent risks as possible. A provincial bank being the insurance provider suffers the problem of miscoordination. That is, if a bank decides to buy insurance from the provincial bank, the insuree bank might end up with being the sole buyer of it, thereby obtaining not much insurance, as only two risks are pooled. In contrast, this mis-coordination problem evaporates if the capital bank provides the insurance because the bank receives interbank credit repayments from all the provincial banks and on its asset side the risks have been pooled. Therefore, even if a bank is the sole buyer of insurance from the capital bank, the insuree bank will obtain the full insurance repayment unless in the extremely rare event when a large fraction of provincial banks default on their interbank credit payments to the capital bank.

The second effect of the interaction between the two types of interbank claims is that the higher the interbank interest rate, the lower the insurance premium that the capital bank charges. This negative relationship arises because, to make lending, provincial banks need to buy insurance to cover for the negative shock. If the interbank rate is higher, the capital bank wants to lower the insurance premium in order to encourage provincial banks to increase lending and their liabilities to the capital bank. If the interbank rate is above a threshold, actually, the insurance is sold at a negative profit margin to the capital bank. In this case buying insurance itself gives value to provincial banks, which then buy as much as possible. Therefore, the quantity of insurance that peripheral banks buy jumps discontinuously at a certain value of the interbank rate.

The capital bank, being the sole provider of insurance to all the provincial banks, is now TCTF: Its failure means insufficient insurance to all the provincial banks, which might conse-

quently face too high a default risk. To explore this intuition, the model is extended further in the last part of this paper. Suppose that provincial banks' shocks are revealed sequentially. At any point of time, conditional on the shocks revealed thus far, depositors (namely households) assess the probability in which the capital bank will so severely default on its insurance obligations that provincial banks default under the negative shocks. If this probability is greater than a threshold, run occurs to all banks except those which are known to have received positive shocks. This can be regarded as an event of system meltdown. This event occurs on equilibrium path, namely if a large fraction of revealed shocks are negative. Moreover, given the same final outcome, whether the event occurs may depend on the order in which the shocks are revealed. It occurs if negative shocks are front-loaded, but not if positive shock are. Therefore, early information matters more for the systemic stability than later one. Lastly, this paper finds that there exists a set of revelations based on which the event of system meltdown is very likely to happen, but has not happened yet. These revelations give an early warning of the system meltdown. Showing the existence of this warning zone and importance of earlier revelations is the fourth contribution of this paper.

This paper contributes to the literature that considers the implications of networks of financial claims for systemic stability, for a survey of which see Allen and Babus (2009), Bougheas and Kirman (2014), Cabrales et al (2015), and Glasserman and Young (2015). Most of the studies in this literature takes the financial networks as exogenously given. More closely related to the present paper are those studies in which the financial networks arise endogenously; see Acemoglu et al (2014), Allen et al (2012), Babus (2016), Farboodi (2015) and Zawadowski (2013). Allen et al (2012) derive two structures of interbank networks in equilibrium and show that the systemic risk they generate critically depends on the banks' funding maturity. Both Acemoglu et al (2014) and Farboodi (2015) consider the trade-off between the benefit of investment opportunities and the cost of possible contagion that an extra interbank link brings about.<sup>7</sup> Both Acemoglu et al (2014) and Zawadowski (2013) demonstrate that inefficiency arises due to financial network

---

<sup>7</sup>This trade-off, in a reduced form, is also studied by Blume et al (2013) and Erol and Vehra (2014). The latter furthermore shows that the probability of system-wide default increases with the probability of good shocks, counterintuitively, which underlines the importance of taking into account the endogeneity of forming interbank links. Moreover, Glasserman and Young (2015) survey the studies on a similar trade-off, between the benefit of diversification and the cost of possible contagion.

externalities, namely that a bank fails to internalize the implications of its decision for the banks with whom it is not directly linked, the decision concerned with forming interbank links in the former study and with buying insurance against counterparty risks in the latter. Babus (2016), based on Allen and Gale (2000), endogenizes a networks of banks providing mutual insurance against the liquidity risks, and show that the equilibrium networks bear a small or even nil systemic risk. In terms of commonality, Allen et. al. (2012), Babus (2016), Zawadowski (2013) and the present paper all underline the importance of interbank insurance. And both Farboodi (2015) and the present paper endogenize a core-peripheral network, while the structure derived in the former is richer.

Relative to this literature, the fundamental innovation of this paper is that its approach to interbank credit networks are based on banks' function of money creation, whereas the literature takes approach that model banks as intermediaries of loanable funds, a real good. In addition, this paper considers two types of interbank claims – credit and insurance – and their interplay, whereas only one of these two is considered in the literature. With these two innovations, this paper makes the four contributions, stated above, to the literature.

In this paper, the interbank credit network is formed by entrepreneurs moving around. In the same spirit, it is formed by depositors moving around in Freixas et. al. (2000). The two papers, however, have different focuses. The present paper is concerned with the issue of too connected to fail. In contrast, their paper is concerned with the vulnerability of the interbank networks to mis-coordinated withdraw by depositor in the spirit of Diamond and Dybvig (1983): the over-withdraw from one bank weakens the bank and thereby disables it from providing credit to other banks, which might trigger a mass withdraw to them and thereby get them weakened, eventually causing system meltdown.

In the present paper, the sufficient accumulation of negative individual shocks triggers run to all the banks whose states have not been revealed. This feature is also present in Chen (1999) and the present paper is therefore related to other studies that examine information contagion with the networks of financial claims set in the background; see Acharya (2009), Acharya and Yorulmazer (2007, 2008), Ahnert and Georg (2017), Dasgupta (2004) and Leitner (2005), among others, and see Benoit et. al. (2017) for a survey. Relative to this literature, the present paper specifically considers the issue of too connected to fail. Furthermore, in the present paper, the

contagion occurs neither because of exogenous common exposure (such as in Chen 1999), nor because of the counterparty risk (such as in Ahnerta and Georg 2017) as the negative-shocked banks are not directly linked to the banks with unknown shocks. Yet, it has a flavor of both. On the one hand, all provincial banks buy insurance from the capital bank, which thus can be regarded as a common factor for provincial banks. On the other hand, this common factor is not an exogenous element, but a county-party in the interbank network.

The rest of the paper is organized as follows. Section 2 sets up the baseline model to demonstrate the mechanics of the paper’s approach. It is solved in Section 3 and extended in Section 4 with the interbank insurance introduced. It is further extended and modified in Section 5 to endogenize the event of system meltdown. Finally, Section 6 concludes. Proofs of technical importance are relegated in Appendix.

## 2 The Baseline Model

The economy lasts for two periods,  $t = 0$  for production and  $t = 1$  for consumption. It is composed of one capital city and  $N$  provinces, with  $N \geq 2$ . Each of these regions is populated by one bank, a continuum of  $[0, 1]$  entrepreneurs, and a continuum of households. All the economic agents are risk neutral and protected by limited liability. Each entrepreneur has  $h$  units of human capital. The households at a province own  $X_P$  units of type 1 resources. The households at the capital city own  $X_C$  units of type 2 resources. Entrepreneurs use the two types of resources and their human capital to produce corn, the consumption good, also used as the numeraire. The production function a region  $i = C, P$ , which denotes the capital and a province respectively, is:

$$y = A_i h^{1-\alpha} \left( x_1^\beta x_2^{1-\beta} \right)^\alpha .$$

Normalize  $h = 1$ . Note that while type 1 resources are dispersed in the economy, type 2 resources are to be found nowhere but one particular region, namely the capital. This type of resources therefore represents those resources that concentrate on a limited number of places, such as convenience for trade and shipment or political connection, which abounds at the political centers.

Households are willing to give up their resources at  $t = 0$  only in the hope of being repaid with corn at  $t = 1$ . That is, as in a typical circumstance concerned with finance, at  $t = 0$ , they



exchange resources for a promise that they will be paid back with corn at  $t = 1$ . This exchange is feasible if and only if they trust the promise, namely, they accept this promise as a means of paying for their resources. If households accept entrepreneurs' promise to pay, banks would play no role in the economy. What makes banks matter is the following friction.

Assumption K1: households do not accept entrepreneurs' promises to pay, but accept banks', as a means of paying for their resources.

This assumption captures the aforementioned specialty of banks, that their promise to pay – namely their liability – is *widely* accepted as a means of payment, whereas rarely so is the promise to pay of non-bank firms or that of individual persons.

Due to this assumption, to buy resources from households, entrepreneurs have to borrow some banks' promise to pay. To fix the idea, let this promise be recorded on a *note*. Hence, a note issued by a bank X reads: "Bank X promises to pay the bearer of this note quantity  $Y$  of corn at  $t = 1$ ". This quantity is the face value of the note. Banks charge interest on lending. If at  $t = 0$  an entrepreneur borrows a bank's notes of face value  $F$  at interest rate  $r$  and uses them to buy resources from some households, then the entrepreneur owes  $F(1 + r)$  units of corn to the bank and the bank owes  $F$  units of corn to the households, and at  $t = 1$ , these debts are settled by him paying  $F(1 + r)$  units of corn to the bank and the bank paying  $F$  units of corn to the households. Hence, if a bank's notes are used to buy some resource, the price of the resources is the face value of the notes in exchange for one unit of the resources, namely, the quantity of corn that the bank will pay for the unit.

In each region there exist economic agents who do not possess any genuine entrepreneurial human capital but want to do projects for their own private benefit. As a result, banks need to screen borrowers before lending to them. We assume that each bank is specialized to screening the entrepreneurs of its own region. As such, a region in the model can also represent, besides a geographic area, a sector, industry, or business field, whereby the region's bank represents the bank that is specialized to it. This specialization of banks has been well documented in empirical research, e.g. by Jonghe et. al. (2016), Liu and Pogach (2016), Ongena and Yu (2017), and Paravisini et. al. (2014). Specifically, we assume that it costs a bank  $c_l$  to screen an entrepreneur within its own region and  $c_h$  to screen one without. To simplify the exposition, furthermore, we assume  $c_l = 0$  and  $c_h$  is high enough – the exact meaning of which will be given later – that

in attracting entrepreneurs of a region the local bank outcompetes an outside bank even if the former charges the monopolistic price for its funding. As a result, entrepreneurs borrow only from their local banks.

Entrepreneurs, after borrowing notes from their local banks, move around to buy resources. They go to regions with the lowest price of resources with an equal probability. After the trading, bank notes end up in the hand of households. We assume that due to concerns of safety, households deposit all the notes in their holding with their local banks. This process generates interbank credit. For example, suppose that some households deposit into the capital bank the notes of a provincial bank with face value  $F$ . Then, on the liability side of the capital bank, newly added is a liability to these households and on the asset side, newly added is a credit position to the provincial bank. If the interbank interest rate is  $\rho \geq 0$ ,<sup>8</sup> the depositing changes the capital bank's balance sheet into the following.

Assets	Liabilities
Old assets ( $X$ )	Old liabilities ( $X$ )
Credit to the provincial bank ( $F \times (1 + \rho)$ )	Liability to the depositors of these notes ( $F$ )
	Gain to the equity $F \times \rho$

Table 1: The balance sheet of the capital bank with the provincial bank's notes deposited in

The timing at  $t = 0$  is as follows.

1. Banks at a region  $i = C, P$  post the interest rate they charge,  $r_i$ .
2. Entrepreneurs at a region  $i = C, P$  borrow face value  $m_i$  of notes from their local banks.
3. Entrepreneurs move around to buy the two types of resources with the notes borrowed.

Let  $p_k$  be the price of type  $k$  resources for  $k = 1, 2$ .

4. Households deposit with their local banks the notes for which they have exchanged their resources.

5. Banks net out the liabilities between them.

The timing at  $t = 1$  is as follows.

---

<sup>8</sup>This interbank interest rate is certainly endogenous, which, however, is beyond the scope of this paper. That is because thus far we have not introduced the liquid assets that are used to settle the interbank liabilities, namely bank reserves. If these liquid assets are introduced, then the return rate that they earn will equal the interbank interest rate in equilibrium.

1. Entrepreneurs produce corn and settle their debts to the local banks by repaying  $m_i(1+r_i)$  units of corn.
2. Banks use corn paid in by the entrepreneurs to settle the net interbank liabilities and redeem notes from households.
3. Agents consume corn that they have obtained.

We consider only the symmetric equilibrium in which all provincial banks make the same decision, defined as follows.

**Definition 1** *A profile  $(m_P, m_C, r_P, r_C, p_1, p_2)$  forms an equilibrium, if for  $i = C, P$ , (i) given  $(r_i, p_1, p_2)$ ,  $m_i$  is the optimal demand of notes by entrepreneurs at region  $i$ ; (ii) given  $(p_1, p_2)$  and the entrepreneurs' demand function  $m_i(r_i; p_1, p_2)$ ,  $r_i$  is the optimal rate charged by the bank at region  $i$ ; and (iii) the markets for both types of resources clear.*

In the symmetric equilibria, the liabilities between the provincial banks cancel each other. Therefore, all the net interbank positions are between a provincial bank and the capital bank. Put differently, the interbank liability network is of a star structure. The key question is: who owes to whom? Two scenarios could arise. One, the capital bank owes to all the provincial banks. The other, provincial banks all owe to the capital bank. In the first scenario, the capital bank might be Too Connected To Fail (TCTF) because if due to some exogenous reason it fails, then its failure might reduce the asset value of all the provincial banks so much as to bring them all into failure. In the second scenario, however, the network has no issue of TCTF, because the failure of the capital bank would incur no loss to any provincial banks.<sup>9</sup> Which of these two scenarios arises in equilibrium is analyzed in the next section.

### 3 Who Owes to Whom

To analyze the model, we first consider entrepreneurs' decision, which is on the quantity of money to borrow. When making this decision, they take as given the interest rate that their

---

<sup>9</sup>In this scenario, however, the failure of the capital bank could still cause liquidity issues to provincial banks by demanding immediate settlement of their liabilities to it. This aspect of TCTF is abstracted from in the paper as the issue of bank liquidity in general is.

local banks charge,  $r_i$ , and the prices of the two types of resources,  $(p_1, p_2)$ . Hence entrepreneurs at region  $i = C, P$  solve

$$\begin{aligned} \max_m A_i \left( x_1^\beta x_2^{1-\beta} \right)^\alpha - m(1 + r_i), \\ \text{s.t. } m = p_1 x_1 + p_2 x_2, \end{aligned} \quad (1)$$

At the optimum

$$m = m_i(r_i; p_1, p_2) := \left( \frac{A_i \alpha}{1 + r_i} \right)^{\frac{1}{1-\alpha}} \left( \beta^\beta (1-\beta)^{1-\beta} \right)^{\frac{\alpha}{1-\alpha}} \left( p_1^\beta p_2^{1-\beta} \right)^{-\frac{\alpha}{1-\alpha}}, \quad (2)$$

and as is well known with a Cobb-Douglas function,  $\beta$  fraction of the budget is spent on type 1 resources and  $1 - \beta$  fraction on type 2. Thus, the quantity of type  $k = 1, 2$  resources demanded by entrepreneurs of region  $i = C, P$ , denoted by  $x_k^i$ , is given by:

$$x_k^i = \frac{\beta m_i(r_i; p_1, p_2)}{p_k}.$$

Now consider the decision of banks. Based on Table 1, at the end of  $t = 0$ , a bank's balance sheet is as follows.

Assets	Liabilities
Loans to entrepreneurs: $\pi$	to bearers of its own notes deposited: $F_{own}$
Interbank credit position: $F_{other}(1 + \rho)$	to bearers of other banks' notes deposited: $F_{other}$
	Other banks that hold its notes: $\tilde{F}_{own}(1 + \rho)$
	Equity: $E$

Table 2: a bank's balance sheet at the end of  $t = 0$

Here  $F_{other}$  is the aggregate face value of other banks' note deposited with this bank and  $\tilde{F}_{own}$  is that of its own notes deposited with other banks. Thus  $F_{other} - \tilde{F}_{own}$  is the net interbank credit position of the bank, denoted by  $\Upsilon$ . If this bank lends out face value  $M$  of notes in total at interest  $r$ , then  $\pi = M(1 + r)$ . As these notes are either deposited back into the bank or flow to other banks,  $F_{own} + \tilde{F}_{own} = M$ . Therefore, the value of the bank  $E = \pi + F_{other}(1 + \rho) - F_{own} - F_{other} - \tilde{F}_{own}(1 + \rho) = M(1 + r) + (F_{other} - \tilde{F}_{own})\rho - (F_{own} + \tilde{F}_{own})$ . With  $F_{own} + \tilde{F}_{own} = M$  and  $F_{other} - \tilde{F}_{own} = \Upsilon$ , the bank's value is

$$E = Mr + \Upsilon\rho. \quad (3)$$

Intuitively, this equation says a bank's profit comes either from the interest of its loans to the entrepreneurs or from its interbank credit position.

Consider now a representative provincial bank's decision on the scale of issuance  $M$ , given that the capital bank issues  $M_C$ , and all the other provincial banks issue  $\widetilde{M}$ . If it charges interest  $r$  on loans, then  $M = m_P(r; p_1, p_2)$  given by (2). Its net interbank credit position  $\Upsilon_P$  equals what is deposited in, denoted by  $D_P$ , minus what it issues,  $M$ . The former comes from the sales revenue of the local households. To calculate this revenue, observe that entrepreneurs all spend  $\beta$  fraction of their borrowing on type 1 resources,  $1/N$  of which flows to the representative provincial bank. Therefore, the quantity of funds deposited into the bank  $D_P$  equals  $\beta/N$  of the aggregate borrowing,  $(N-1)\widetilde{M} + M + M_C$ , that is,

$$D_P := \frac{\beta \left( (N-1)\widetilde{M} + M + M_C \right)}{N}. \quad (4)$$

As  $\Upsilon_P = D_P - M$ , it follows that

$$\Upsilon_P = -\frac{N-\beta}{N}M + \frac{\beta \left( (N-1)\widetilde{M} + M_C \right)}{N}. \quad (5)$$

The above analysis demonstrates how funds borrowed by entrepreneurs on banks' asset side,  $(N-1)\widetilde{M} + M + M_C$  in aggregation, are portioned out through market mechanics into the sales proceeds of the households of a particular region, e.g.  $\left( (N-1)\widetilde{M} + M + M_C \right) \times \beta/N$  for a province, which are then deposited into the region's bank. In the model economy, therefore, the quantity of funds deposited into each of the banks on their liability side is determined by the borrowing decisions of entrepreneurs on the asset side. This determination captures, in a stylized way, the observation that in real life a large part of the funds deposited into the banking system comes from what is borrowed out of it.

The bank's profit is  $Mr + \Upsilon_P \rho$  as given by (3). With  $\Upsilon_P$  found in (5) and let  $M' := (N-1)\widetilde{M} + M_C$  denote the aggregate lending by all the other banks, the representative provincial bank's problem is:

$$\begin{aligned} \max_r M \times \left( r - \frac{N-\beta}{N}\rho \right) + \frac{\beta M'}{N}\rho, \\ \text{s.t. } M = m_P(r; p_1, p_2). \end{aligned}$$

As  $M'$  is beyond the bank's control, this problem is thus equivalent to:

$$\max_r m_P(r; p_1, p_2) \times \left(r - \frac{N - \beta}{N} \rho\right).$$

When the entrepreneurs decide their demand for the bank's note, they take prices  $p_1$  and  $p_2$  as given, that is, they do not take into account the effect of their demand on the prices. Therefore, in the above problem,  $(p_1, p_2)$  is taken as given. With  $m_P$  given by (2), therefore, the provincial bank's problem is equivalent to

$$\max_r \left(\frac{A_P}{1+r}\right)^{\frac{1}{1-\alpha}} \times \left(r - \frac{N - \beta}{N} \rho\right).$$

This problem solved, the optimal interest rate that a provincial bank charges is thus:

$$r_P = \frac{1 - \alpha + \frac{N - \beta}{N} \rho}{\alpha}.$$

Substitute it back to (2) and the size of the bank's lending is

$$M_P = \left(\frac{A_P \alpha}{1 + \frac{N - \beta}{N} \rho}\right)^{\frac{1}{1-\alpha}} \left(\beta^\beta (1 - \beta)^{1-\beta}\right)^{\frac{\alpha}{1-\alpha}} \left(p_1^\beta p_2^{1-\beta}\right)^{-\frac{\alpha}{1-\alpha}} := \widetilde{M}_P(p_1, p_2). \quad (6)$$

In a similar way we consider the capital bank's problem. If it sets the interest rate to be  $r$ , then it issues  $M_C = m_C(r; p_1, p_2)$ , also given by (2). To calculate its net interbank credit position  $\Upsilon_C$ , observe that what the local households deposit into it is the value of type 2 resources. It equals  $(1 - \beta)(M' + M_C)$  – where  $M'$  denotes the total lending of all the other banks – because  $1 - \beta$  fraction of the aggregate lending is spent on type 2 resources, which are only to be found at the capital city. Therefore,  $\Upsilon_C = (1 - \beta)(M' + M_C) - M_C$ , that is,

$$\Upsilon_C = -\beta M_C + (1 - \beta) M'. \quad (7)$$

With the bank's value being  $Mr + \Upsilon\rho$ , the capital bank's problem is then:

$$\max_r M_C(r; p_1, p_2) \times (r - \beta\rho) + (1 - \beta) M' \rho,$$

In a similar way, this problem is found to be equivalent to:

$$\max_r \left(\frac{A_C}{1+r}\right)^{\frac{1}{1-\alpha}} \times (r - \beta\rho).$$

The optimal interest rate that the capital bank charges is thus

$$r_C = \frac{1 - \alpha + \beta\rho}{\alpha},$$

which induces the aggregate demand for its notes to be:

$$M_C = \left( \frac{A_C \alpha}{1 + \beta \rho} \right)^{\frac{1}{1-\alpha}} \left( \beta^\beta (1-\beta)^{1-\beta} \right)^{\frac{\alpha}{1-\alpha}} \left( p_1^\beta p_2^{1-\beta} \right)^{-\frac{\alpha}{1-\alpha}} := \widetilde{M}_C(p_1, p_2). \quad (8)$$

To fully determine the equilibrium, we are left to find out the equilibrium prices of the two types of resources. As was said,  $\beta$  fraction of the aggregate lending is spent on type 1 resources, and  $1 - \beta$  on type 2. Therefore,

$$\begin{aligned} \beta \left( N \widetilde{M}_P(p_1, p_2) + \widetilde{M}_C(p_1, p_2) \right) &= p_1 \times NX_P \\ (1 - \beta) \left( N \widetilde{M}_P(p_1, p_2) + \widetilde{M}_C(p_1, p_2) \right) &= p_2 \times X_C.^{10} \end{aligned}$$

To find out who owes to whom, we shall calculate the sign of the capital bank's net interbank position,  $\Upsilon_C$ , or equivalently, that of a provincial bank's position,  $\Upsilon_P$ , as these two types of positions cancel each other, that is,  $\Upsilon_C + N\Upsilon_P = 0$ .<sup>11</sup> By (7)

$$\Upsilon_C = -\beta M_C + (1 - \beta) N M_P,$$

which can be intuitively understood as follows. A fraction  $1 - \beta$  of the aggregate issues of by the provincial banks,  $N M_P$ , flows to the capital bank after the provincial entrepreneurs buy type 2 resources at the capital city, while a fraction  $\beta$  of the issues by the capital bank,  $M_C$ , flows to the provincial banks after the capital entrepreneurs buy type 1 resources at the provinces. The net credit position of the capital bank is the former subtracting the latter. Therefore,  $\Upsilon_C > 0$ , namely, all the provincial banks owe to the capital bank, if and only if  $(1 - \beta) N M_P > \beta M_C$ , which, with (6) and (8), is equivalent to  $(1 - \beta) N \left( \frac{A_P \alpha}{1 + \frac{N-\beta}{N} \rho} \right)^{\frac{1}{1-\alpha}} > \beta \left( \frac{A_C \alpha}{1 + \beta \rho} \right)^{\frac{1}{1-\alpha}}$ . With some re-arrangement, we find that  $\Upsilon_C > 0$  if and only if

$$\frac{A_P}{A_C} > \left( \frac{\beta}{1 - \beta} \right)^{1-\alpha} \frac{1 + \frac{N-\beta}{N} \rho}{(1 + \beta \rho) N^{1-\alpha}}. \quad (9)$$

From (9), we see that this paper's approach re-captures some intuitions that could be derived with the ILF approaches that the literature uses. With those approaches, if the capital bank has relatively scarcer investment opportunities than provincial banks, other things fixed, then the capital bank lends funds to provincial banks, that is,  $\Upsilon_C > 0$ . In the model economy, the number of entrepreneurs in each region is the same – a continuum of  $[0, 1]$  – and rather the scale

<sup>11</sup>By (5)  $\Upsilon_P = -\frac{N-\beta}{N} d_P + \frac{\beta}{N} ((N-1) d_P + d_C)$  and by (5)  $\Upsilon_C = -\beta d_C + (1 - \beta) N d_P$ . Hence,  $\Upsilon_C + N\Upsilon_P = -\beta d_C + (1 - \beta) N d_P + [-(N - \beta) d_P + \beta ((N - 1) d_P + d_C)] = 0$ .

of the investment opportunities is measured by the productivity parameter because a higher productivity induces greater investment. Therefore, the above intuition suggests that if  $A_P/A_C$  is large enough, then  $\Upsilon_C > 0$ , which is confirmed according to inequality (9).

Moreover, a new insight is shed with inequality (9). Suppose we fix the interbank interest rate  $\rho$  and the setting on banks' asset side, which consists of entrepreneurs' technologies represented by parameters  $A_P$ ,  $A_C$  and  $\beta$ . Then, the direction of the interbank liabilities is determined:  $\Upsilon_C > 0$  if equation (9) holds and  $\Upsilon_C < 0$  if the inverse inequality holds. By contrast, with the ILF approaches, if the setting on banks' asset side and interbank rate are fixed, there is still a degree of freedom in assuming the relative abundance of funds on the liability side. If the capital bank has way less funds than the provincial banks, then it borrows funds from the latter and  $\Upsilon_C < 0$ , while if the former has way more funds than the latter, then it lends funds to the latter and  $\Upsilon_C > 0$ . That is, the direction of the interbank liabilities can still go both ways. This degree of freedom, in contrast, is not there in the model economy, because here the quantity of funds deposited into each bank is determined by the setting on banks' asset side, as shown above, whereas this effect of borrowing on depositing is not captured with the ILF approaches.

To elicit another insight of this section, observe that (9) is equivalent to

$$N(\lambda N^{1-\alpha} - 1) > (N - \beta - \beta\lambda N^{2-\alpha})\rho, \quad (10)$$

where  $\lambda := \left(\frac{1-\beta}{\beta}\right)^{1-\alpha} \frac{A_P}{A_C} > 0$ . Therefore,  $\Upsilon_C > 0$  if and only if (10) holds true. Given  $(A_P, A_C, \beta)$ , namely given  $(\lambda, \beta)$ ,  $N - \beta - \beta\lambda N^{2-\alpha} < 0$  for a large enough  $N$ . Therefore,  $\widehat{N} := \inf\{N' | N - \beta - \beta\lambda N^{2-\alpha} < 0 \text{ for any } N > N'\}$  is well defined. Let  $N^* := \max\left(\left(\frac{1}{\lambda}\right)^{\frac{1}{1-\alpha}}, \widehat{N}\right)$ , which is finite (unless  $A_P = 0$  and thus  $\lambda = 0$ ). If  $N > N^*$ , then  $N > \left(\frac{1}{\lambda}\right)^{\frac{1}{1-\alpha}}$  and hence the left hand side of (10) is positive, and also  $N > \widehat{N}$  and hence the right hand side is negative for any  $\rho \geq 0$ . Therefore, (10) holds true – and thus  $\Upsilon_C > 0$  – for any  $\rho \geq 0$ . The following proposition is thus self-evident.

**Proposition 1** *Given  $(A_P, A_C, \beta)$  with  $A_P > 0$ , there exists  $N^*$  such that if  $N > N^*$ , then  $\Upsilon_C > 0$  for any  $\rho \geq 0$ . That is, if the capital bank is sufficiently connected, then it owes to all the provincial banks and the equilibrium interbank credit network has no issue of too connected to fail.*



By this proposition, to study the issue of too connected to fail, considering the interbank credit claims alone is not sufficient and another type of interbank claims need to be introduced. Among natural candidates for it is the insurances against idiosyncratic risks. That is not only because interbank insurance claims are important, but also because by modeling these risks we can investigate under which conditions the accumulation of idiosyncratic risks lead to systemic risk. The idiosyncratic risks and the insurance against them will be introduced in the next section.

Passing on to that, however, we deliver the last insight of this section, that resources are over-concentrated at the capital city if the capital bank is sufficiently connected. To present this insight in the simplest way, let us focus on the special case in which  $A_P = A_C$ , that is, all the entrepreneurs have an identical production technology. In this case, the socially optimal allocation is the one that gives the capital entrepreneurs and the provincial ones the same quantity of both types of resources, that is,

$$\frac{\widehat{x}_1^C}{\widehat{x}_1^P} = \frac{\widehat{x}_2^C}{\widehat{x}_2^P} = 1, \quad (11)$$

Consider now the equilibrium allocation. All the entrepreneurs spend borrowed funds in the same way,  $\beta$  fraction on type 1,  $1 - \beta$  on type 2. Therefore,

$$\frac{x_1^C}{x_1^P} = \frac{x_2^C}{x_2^P} = \frac{M_C}{M_P}.$$

With  $M_P$  given in (6) and  $M_C$  in (8), and  $A_P = A_C$ , the equilibrium allocation is:

$$\frac{x_1^C}{x_1^P} = \frac{x_2^C}{x_2^P} = \left( \frac{1 + (1 - \beta/N)\rho}{1 + \beta\rho} \right)^{\frac{1}{1-\alpha}}. \quad (12)$$

A comparison between (11) and (12) shows that if  $\rho > 0$ , unless in the very special case where  $1 - \beta/N = \beta$ , that is,  $N = \beta/(1 - \beta)$ , the equilibrium allocation differs to the socially optimal one and is inefficient. Intuitively, when a bank lends out its notes, a fraction of them flows to other banks and becomes interbank liabilities, on which the bank pays out interest at rate  $\rho > 0$ . The higher is this fraction, thus, the higher the marginal cost of lending and as a result the higher the interest rate charged. For a provincial bank, out of one unit of notes that it lends out,  $\beta$  fraction of them is used to buy type 1 resources. Out of this  $\beta$  unit of notes, only  $1/N$  of them – that is  $\beta/N$  unit – flows back to the issuer bank. Therefore, if a provincial bank lends out one

unit of notes, fraction  $1 - \beta/N$  of them becomes interbank liabilities, whereby its marginal cost of lending is  $(1 - \beta/N) \rho$ . Similarly, if the capital bank lends out one unit of notes, then fraction  $\beta$  of them flows to the provinces being used to buy type 1 resources, whereby its marginal cost of lending is  $\beta\rho$ . This explains  $r_P = [1 - \alpha + (1 - \beta/N) \rho] / \alpha$  and  $r_C = [1 - \alpha + \beta\rho] / \alpha$ , as shown above, as well as the terms in equation (12).

In particular,

**Proposition 2** *If  $N > \beta / (1 - \beta)$ , then (i)  $r_P > r_C$  and as a result,  $(x_1^C, x_2^C) > (\hat{x}_1^C, \hat{x}_2^C)$  while  $(x_1^P, x_2^P) < (\hat{x}_1^P, \hat{x}_2^P)$ ; and (ii) both  $r_P/r_C$  and  $x_1^C/x_1^P$  (which equals  $x_2^C/x_2^P$ ) increase with  $\rho$ . That is, if the capital bank is sufficiently connected, then (i) the credit of peripheral banks is more expensive than that of the bank at the center of the network, which causes the borrowers affiliated with the center-positioned bank to obtain too much resources and those with the peripheral banks too little, relative to the socially optimal allocation; and (ii) the higher is  $\rho$ , the worse are these issues and the lower is the efficiency attained by the equilibrium allocation.*

## 4 Interbank Insurance and Too-Connected-to-Fail

In this section, we focus on the case in which  $N$  is a large but finite number, especially  $N > N^*$ . Therefore,  $\Upsilon_C > 0$ , namely, the capital bank holds a net credit position to all the provincial banks. Again, we focus on the symmetric equilibrium in which the optimal decisions of the provincial banks are all the same.

As was said, we introduce risks to banks' asset side in this section. Specifically, we assume that at each region the entrepreneurs' productivity is a random variable which takes value  $A > 0$  with probability  $q > 1/2$  and value 0 with probability  $1 - q > 0$ . These risks are independent across banks. Considering that all the economic agents are risk neutral, to generate the demand for insurance, assume that it is costly for a bank to default on its promise to pay: the default cost is  $L_P$  to a provincial bank and  $NL_C$  to the capital bank; and  $L_P$  and  $L_C$  are both large, the exact meaning of which is explained later. Furthermore, we assume that all the insurance contracts are bilateral, a justification for which is that it is too costly to arrange multilateral contracts between banks. An insurance contract is thus represented by a profile of  $(C, \mu)$ ,

whereby the insurer bank is obliged to pay  $C$  to the insuree bank when the latter receives the negative shock and get paid with  $\mu C$  by the insuree if it receives the positive shock. Thus,  $C$  represents the coverage of the insuree bank,  $\mu$  the insurance premium. Lastly, we assume that there is a fixed cost in arranging a contract (due to the time and effort it takes to settle the terms and conditions). The purpose of making this assumption will be explained soon.

With the insurance introduced, the timing at  $t = 0$  is changed as follows.

0A. Each bank posts the insurance premium  $\mu$  that it will charge if some other banks come and buy insurance from it.

0B. Each bank decides which banks to buy insurance from and the insurance coverage  $C$  to buy from each of them.

Afterwards, the rest of the timing is the same as in the baseline model: banks post the interest rate for the loans  $r$ ; entrepreneurs decides the amount to borrow from their local banks  $m$ ; they then move around to buy resources from households; households deposit their sales proceeds with their local banks; and banks net out the debts between them.

With the risks introduced, the timing at  $t = 1$  is now as follows.

0. The shocks to banks' assets are realized and revealed.

1. Entrepreneurs settle their debts to the banks: those whose projects fail default and those whose projects succeed pay  $m(1 + r)$  units of corn back.

2. Banks settle the interbank claims, of both credit and insurance, and redeem notes from households.

3. Agents consume.

The above timing of events at  $t = 1$  suggests that interbank claims are senior to the claims of depositors. That is natural because in the model economy a bank that receives the negative shock shall obtain the insurance repayment before it can redeem notes from households. It also suggests that interbank credit claims are of the same seniority as the insurance claims, which allows netting between these two types of claims.

In the model economy, the insurance is done, ultimately, by pooling as many independent risks as possible. The presence of the fixed contracting cost prevents single banks from pooling enough risks by contracting with a great many of other banks. These two points put together,

risks should be pooled together by having one bank contract with all the other banks. That is, the interbank insurance network should also be in a star structure. Theoretically, the bank at the center can be any bank, be it the capital bank or a provincial one. However, if it is a provincial bank, the equilibrium with it positioned at the center requires a great deal of coordination. Without this large scale coordination, a bank that buys insurance from the provincial bank faces the risk that it is the only buyer of it, in which case it obtains not much insurance; indeed it obtains no insurance payment at all with probability  $1 - q$  when the provincial bank – the insurer – itself receives the negative shock. In contrast, this risk is not there if the capital bank is at the center of the interbank *insurance* network, due to its position in the interbank *credit* network. The capital bank receives interbank credit repayment from all the provincial banks by Proposition 1 (as  $N$  is large). Hence on its asset side the risks have been *maximally* pooled. Even if there is only one bank that buys insurance from the capital bank, the buyer will obtain full insurance repayment unless in the extremely rare event that a large fraction of provincial banks default on their interbank credit payments to the capital bank. Considering the great difficulty of large scale coordination, we focus on the equilibrium in which the capital bank is the provider of insurance to all the provincial banks.

Passing on to analyzing this equilibrium, we make a final remark. On the equilibrium path, a provincial bank might still be able to pull banks away from trading insurance with the capital bank by offering a cheaper premium at stage 0A. Certainly, for a single bank considering deviation, this benefit of cheaper premium needs to be weighed against the cost of facing a higher probability of default, as discussed above. To simplify the exposition, we assume that the default cost  $L_P$  is large enough so that a provincial bank would rather buy insurance from the capital bank at its optimal, monopolistic, premium than deviate and be the sole buyer of insurance from a provincial bank at the break-even premium  $\mu = 1 - q$ .<sup>12</sup> As a result, in the equilibrium, the capital bank faces no meaningful competition in offering insurance. This assumption is not as restrictive as it might look because, as will be shown, the optimal monopolistic premium that the capital bank charges is low. Indeed, in some circumstances it is so low that the capital bank

---

<sup>12</sup>The insuree pays  $\mu C$  with probability  $q$ , when it succeeds, while it obtains insurance repayment  $C$  with probability  $(1 - q)q$ , when it fails and meanwhile insurer succeeds. Hence the break-even premium satisfies  $-q \times \mu C + (1 - q)qC = 0$ .

makes a loss from providing insurance – the reason will be explained later – in which case the assumption is redundant because a provincial bank gains by buying insurance from the capital bank in itself and deviating to buying insurance from another bank at the break-even price is not profitable, even the consideration of default probability put aside.

The decisions of the agents depend on  $N$ . For any interesting variable  $x$ , it is more difficult to find its exact value  $x(N)$  than to find its limit value when  $N$  goes to infinity, namely  $\lim_{N \rightarrow \infty} x(N)$ . In what follows, the latter is what we are concerned with, and we use notation  $x(N) \approx y$  or even  $x \approx y$  to mean  $\lim_{N \rightarrow \infty} x(N) = y$ .<sup>13</sup> Doing so delivers technical simplicity without incurring much loss because with  $N$  being large,  $x(N)$  approximately equals  $y$ .

By backward induction, we start with entrepreneurs' decisions. Of them the analysis is almost the same as that in the preceding section except the complication here that at  $t = 0$ , banks' notes are discounted with a factor of  $\nu < 1$  because there is a probability that banks will default on redeeming their notes. Thus, if an entrepreneur borrows notes with face value  $m$ , their market value is  $m\nu$ . Entrepreneurs succeed with probability  $q$ . Their decision problem is now:

$$\max_{m, x_1, x_2} q \times \left\{ A \left( x_1^\beta x_2^{1-\beta} \right)^\alpha - m(1+r) \right\},$$

$$s.t. \quad m\nu = p_1 x_1 + p_2 x_2.$$

which is equivalent to the problem:

$$\max_{m\nu, x_1, x_2} A \left( x_1^\beta x_2^{1-\beta} \right)^\alpha - (m\nu) \times \frac{1+r}{\nu},$$

$$s.t. \quad m\nu = p_1 x_1 + p_2 x_2.$$

Namely, entrepreneurs' decision problem is equivalent to that in the preceding section, given by (1), apart from that the demand for notes is now  $m\nu$  instead of  $m$  and the interest rate is  $(1+r)/\nu$  instead of  $1+r$ . Substitute  $m$  with  $m\nu$  and  $1+r$  with  $(1+r)/\nu$  in (2), and their

---

<sup>13</sup>Mathematically, the endeavour is to find the principal part of interesting variables. A number  $y$  is the principal *constant* part of a function  $x(N)$ , or  $x(N)$  is approximately equal to  $y$ , written as  $x(N) \approx y$ , if  $\lim_{N \rightarrow \infty} (x(N) - y) = 0$ . For example,  $5 + \frac{2}{N} \approx 5$ . In general,  $y(N)$  is the principal part of  $x(N)$  to the order of  $\frac{1}{N^k}$  if  $\lim_{N \rightarrow \infty} N^k [x(N) - y(N)] = 0$ ; for example,  $5 + \frac{2}{N} + \frac{3}{N^2} \approx 5 + \frac{2}{N}$ .

demand for the local banks' notes satisfies:  $m\nu = m((1+r)/\nu; p_1, p_2, \nu)$ , which leads to the inverse demand function:

$$r = \nu (m\nu)^{-(1-\alpha)} \xi - 1 \quad (13)$$

where  $\xi = A\alpha \left( \beta^\beta (1-\beta)^{1-\beta} \right)^\alpha \left( p_1^\beta p_2^{1-\beta} \right)^{-\alpha}$ . Later we will show that  $\nu \approx 1$  in equilibrium as  $N$  is a large number. As a result, a bank can take in other banks' notes at face value, that is, all banks' liabilities are still inter-exchanged on the one-to-one base.

Now consider a representative provincial bank's decision on the scale of issuance  $M$  and the insurance coverage  $C$ , given that the capital bank charges premium  $\mu$  on insurance and issues notes of aggregate face value  $M_C$ , and that all the other provincial banks choose  $(\tilde{M}, \tilde{C})$ . As banks' liabilities are inter-exchanged one-to-one, the provincial bank's deposit  $D_P$  and interbank credit positions  $\Upsilon_P$  are calculated as before, given by (4) and (5) respectively. Let  $I(C, n)$  denote the repayment that the bank obtains from insurance on receiving the negative shock, which depends on  $n$ , the number of other provincial banks that receive a positive shock. Then the provincial bank's balance sheet is as follows:

	Assets	Liabilities
Loans:	$\left\{ \begin{array}{l} 0 \text{ with the negative shock} \\ M(1+r) \text{ with the positive shock} \end{array} \right\}$	Equity: $E$
Insurance:	$\left\{ \begin{array}{l} I(C, n) \text{ with the negative shock} \\ -\mu C \text{ with the positive shock} \end{array} \right\}$	Notes to redeem: $D_P$
		Interbank liabilities: $-\Upsilon_P \times (1 + \rho)$

Table 3: The balance sheet of a representative bank with two types of interbank claims

The bank defaults on receiving the negative shock if and only if

$$I(C, n) < D_P + [-\Upsilon_P \times (1 + \rho)]. \quad (14)$$

Regarding the value of the insurance repayment  $I(C, n)$ , if the capital bank does not default on the insurance payment,  $I(C, n) = C$ . To find the value of  $I(C, n)$  in the event that the capital bank defaults, and also when default happens, we turn to the capital bank's balance sheet. On

its liability side, as was calculated before, the funds deposited with the capital bank  $D_C$  is equal to  $1 - \beta$  fraction of the aggregate bank lending, which is spent on the type 2 resources, that is,

$$D_C = (1 - \beta) \left( (N - 1) \widetilde{M} + M + M_C \right).$$

As  $\Upsilon_C = D_C - M_C$ ,

$$\Upsilon_C = -\beta M_C + (1 - \beta) \left( (N - 1) \widetilde{M} + M \right). \quad (15)$$

Observe that provincial banks buy insurance to avoid default, therefore, the insurance that they pick suffices to cover their interbank liabilities to the capital bank, that is, even if they receive a negative shock, their liabilities to the capital bank are still paid in full with their insurance repayment. That is, no provincial banks default on their interbank liabilities to the capital bank.

Therefore in state  $n$ , the capital bank's balance sheet is:

Assets	Liabilities
Loans to entrepreneurs: $\pi$	Insurance liabilities: $(N - 1 - n) \times \widetilde{C} + C$
Insurance premium $n \times \mu \widetilde{C}$	Notes to redeem: $D_C$
Interbank credit: $\Upsilon_C \times (1 + \rho)$	Equity: $E$

Table 4: The balance sheet of the capital bank in the event of  $n$  banks receiving a positive shock

As the interbank insurance liabilities are senior to the liabilities to households, the capital bank does not default on the insurance liabilities if and only if  $\pi + n \times \mu \widetilde{C} + \Upsilon_C \times (1 + \rho) \geq (N - 1 - n) \times \widetilde{C} + C$ . Divide both sides by  $N$  and let

$$z := \frac{n}{N}.$$

With  $\Upsilon_C$  given by (15) and the profit from loans  $\pi$  invariant with  $N$ , the left hand side of the inequality is approximately equal to  $z\mu\widetilde{C} + (1 - \beta)(1 + \rho)\widetilde{M}$ , while the right hand side to  $(1 - z)\widetilde{C}$ . Hence, the capital bank does not default on the insurance liabilities if

$$z\mu\widetilde{C} + (1 - \beta)(1 + \rho)\widetilde{M} \geq (1 - z)\widetilde{C},$$

which is equivalent to  $z \geq z_i$ , where

$$z_i := \frac{\widetilde{C} - (1 - \beta)(1 + \rho)\widetilde{M}}{(1 + \mu)\widetilde{C}}. \quad (16)$$

If  $z < z_i$ , the capital bank defaults on the insurance liabilities. In this case, all revenue on its asset side is distributed to the insurees in proportion to the sizes of their claims. That is, a unit of claim is repaid with  $\left[ z\mu\tilde{C} + (1 - \beta)(1 + \rho)\tilde{M} \right] / \left[ (1 - z)\tilde{C} \right] < 1$  unit of corn. The particular provincial bank, by holding a claim of  $C$ , is thus repaid with  $C \times \left[ z\mu\tilde{C} + (1 - \beta)(1 + \rho)\tilde{M} \right] / \left[ (1 - z)\tilde{C} \right]$ . To summarize:

**Lemma 1** *If a provincial bank chooses coverage  $C$ , given all the other provincial banks choose  $(\tilde{C}, \tilde{M})$ , then the insurance repayment to this bank in the event of  $zN$  provincial banks receiving a positive shock is*

$$I(C, z) = \min \left( 1, \frac{z\mu\tilde{C} + (1 - \beta)(1 + \rho)\tilde{M}}{(1 - z)\tilde{C}} \right) C,$$

and  $I(C, z) = C$  if and only if  $z \geq z_i$ .

Having found out the value  $I(C, z)$ , we come back to the decision problem of the representative provincial bank. Let  $Q_P(C, M)$  denote the ex ante probability with which the bank defaults if it chooses  $(C, M)$ . Back to Table 3 where the balance sheet of the bank is given, the total liability of the bank, denoted by  $\Lambda$ , is  $\Lambda = D_P + [-Y_P \times (1 + \rho)]$ . Given  $N$  being a large number,  $D_P \approx \beta\tilde{M}$  by (4) and  $Y_P \approx -M + \beta\tilde{M}$  by (5). Therefore,

$$\Lambda \approx M + (M - \beta\tilde{M})\rho. \quad (17)$$

Let  $\gamma$  denote the insurance coverage per unit of liability, that is,

$$\gamma := \frac{C}{\Lambda}.$$

If  $\gamma < 1$ , that is, the insurance coverage  $C < \Lambda$ , the bank defaults whenever it receives the negative shock, even though then it obtains the full insurance repayment. Thus  $Q_P(C, M) = 1 - q$ . If  $\gamma \geq 1$ , the bank defaults only if and only if it receives the negative shock and the partial insurance payment it obtains is insufficient to cover its total liability, namely,  $\frac{z\mu\tilde{C} + (1 - \beta)(1 + \rho)\tilde{M}}{(1 - z)\tilde{C}} \times C < \Lambda$ , or equivalently,  $z < z_P$ , where

$$z_P = \frac{\tilde{C} - \gamma(1 - \beta)(1 + \rho)\tilde{M}}{(1 + \mu\gamma)\tilde{C}}. \quad (18)$$

Threshold  $z_P$  decreases with  $\gamma$  because given  $\Lambda$ , the bigger the insurance coverage this bank chooses, the smaller the probability that it defaults. At  $\gamma = 1$ ,  $z_P = z_i$  because if the coverage



exactly suffices to clear the liability, then the bank defaults whenever it cannot obtain the full repayment of insurance, namely if  $z < z_i$ .

Therefore, if  $\gamma \geq 1$ , then  $Q_P(C, M) = (1 - q) \Pr ob(z < z_P) := (1 - q)G(z_P)$ , where  $G(\cdot)$  is the c.d.f. of  $z := n/N$ . Two cases put together, the provincial bank's probability of default is

$$Q_P(C, M) = \left\{ \begin{array}{l} 1 - q \text{ if } \gamma < 1. \\ (1 - q)G(z_P) \text{ otherwise} \end{array} \right\}. \quad (19)$$

Observe that  $z_P$  depends only  $\gamma$  and hence so does  $Q_P$ , which is thus also written as  $Q_P(\gamma)$ .

Observe that  $Q_P(\gamma)$  jumps at  $\gamma = 1$ :  $\lim_{\gamma \rightarrow 1^-} Q_P(\gamma) = 1 - q > Q_P(1)$ .

Now we can formulate the provincial bank's problem. According to Table 3 which gives its balance sheet, by choosing coverage  $C$  and issuance  $M$ , the bank's expected profit is

$$\Pi(C, M) := q \times [M(1 + r) - \mu C - \Lambda] + (1 - q) \times \int_0^1 \max(I(C, z) - \Lambda, 0) dG(z),$$

where the total liability  $\Lambda \approx M + (M - \beta\tilde{M})\rho$  by (17). Of this profit function, the term that is multiplied by  $q$  represents the bank's profit on receiving the positive shock, in which case the loans perform and earn the bank revenue  $M(1 + r)$  and the bank pays out the insurance premium  $\mu C$  and clears the liabilities  $\Lambda$ . The term multiplied by  $(1 - q)$  represents the bank's profit on receiving the negative shock, in which case the bank obtains insurance repayment  $I(C, z)$  from the capital bank and uses it to clear the liabilities  $\Lambda$ . If  $I(C, z) - \Lambda < 0$ , then the bank defaults and obtain zero value. Default happens with probability  $Q_P(C, M)$  and incurs a loss of  $L_P$  to the bank. Therefore, the bank's problem is

$$\max_{C, M} V(C, M) := \Pi(C, M) - Q_P(C, M)L_P.$$

Instead of working with  $(C, M)$ , it is more convenient to work with  $(\Lambda, \gamma)$ , which connects with  $(C, M)$  via

$$\begin{aligned} M &= \frac{1}{1 + \rho} (\Lambda + \rho\beta\tilde{M}) \\ C &= \Lambda\gamma. \end{aligned}$$

Furthermore, let  $T(\gamma) := \frac{1}{\Lambda} \int_0^1 \max(I(\Lambda\gamma, z) - \Lambda, 0)$ . With  $I(C, z)$  given in Lemma 1,

$$T(\gamma) := \left\{ \begin{array}{l} 0 \text{ if } \gamma < 1 \\ \left[ \int_{z_i}^1 (\gamma - 1) dG(z) + \int_{z_P(\gamma)}^{z_i} \left( \frac{z\mu\tilde{C} + (1-\beta)(1+\rho)\tilde{M}}{(1-z)\tilde{C}} \gamma - 1 \right) dG(z) \right] \text{ if } \gamma \geq 1 \end{array} \right\}. \quad (20)$$

Then the bank's problem becomes

$$\max_{\Lambda, \gamma} V(\Lambda, \gamma) := q \times [M(\Lambda)(1+r) - (1+\mu\gamma)\Lambda] + (1-q)\Lambda \times T(\gamma) - Q_P(\gamma)L_P, \quad (21)$$

subject to the constraints (13), which connects  $r$  to  $M$ , and that

$$M(1+r) - (1+\mu\gamma)\Lambda \geq 0, \quad (22)$$

which states that the provincial bank will not default on receiving the positive shock. This constraint should, intuitively, never be binding, but, surprisingly, it can be binding, as will be shown.

Let the  $(C(\mu; \tilde{C}, \tilde{M}), M(\mu; \tilde{C}, \tilde{M}))$  denote the optimal choice of the bank, which depends on  $\mu$ , the insurance premium that the capital bank sets, and  $(\tilde{C}, \tilde{M})$ , all the other provincial banks' choice. We focus on the symmetric equilibrium in which all the provincial banks make the same choice, that is,  $(C(\mu; \tilde{C}, \tilde{M}), M(\mu; \tilde{C}, \tilde{M})) = (\tilde{C}, \tilde{M})$ . Let  $(C(\mu), M(\mu))$  denote the choice of provincial banks in this equilibrium.

Consider now the capital bank's decision. If it sets the insurance premium to be  $\mu$ , then the provincial banks subsequently choose  $(C, M) = (C(\mu), M(\mu))$ . Back to its balance sheet given in Table 4 above, with  $(\tilde{C}, \tilde{M}) = (C, M) = (C(\mu), M(\mu))$ , the capital bank is solvent in state  $n$  if and only if  $\pi + n \times \mu C(\mu) + \Upsilon_C \times (1+\rho) \geq (N-n) \times C(\mu) + (1-\beta)(NM(\mu) + M_C)$ , where  $\Upsilon_C \approx N(1-\beta)M(\mu)$  according to (15) with  $\tilde{M} = M = M(\mu)$ . Both sides divided by  $N$ , with  $z = n/N$ , approximately this inequality becomes  $z\mu C(\mu) + (1-\beta)(1+\rho)M(\mu) \geq (1-z)C(\mu) + (1-\beta)M(\mu)$ , which is equivalent to  $z \geq z_C$ , where

$$z_C := \frac{C(\mu) - (1-\beta)\rho M(\mu)}{(1+\mu)C(\mu)}. \quad (23)$$

Obviously,  $z_C > z_i$  because if  $z \geq z_C$ , namely if the capital bank does not default on redeeming the liability to depositors, then it does not default on the interbank insurance repayments, which are senior to the liability to depositors, that is,  $z \geq z_i$ . Similarly, if  $\gamma \geq 1$ , then  $z_i \geq z_P$  because if the capital bank does not default on the insurance payment (i.e.  $z \geq z_i$ ) then the provincial banks will not default if their insurance suffices to cover all their liabilities (i.e.  $\gamma \geq 1$ ). These results are summarized in the following lemma.

**Lemma 2**  $z_C > z_i$  and if  $\gamma \geq 1$ ,  $z_i \geq z_P$ .

**Proof.** See Appendix. ■

The capital bank thus defaults with probability  $G(z_C)$ . Default incurs to it a cost of  $NL_C$ . When it does not default, that is, when  $n \geq z_CN$ , based on the balance sheet given in Table 4 above and with  $(\tilde{C}, \tilde{M}) = (C, M) = (C(\mu), M(\mu))$ , the bank's equity value at state  $n = zN$  is  $[\pi + n\mu C(\mu) + \Upsilon_C(1 + \rho)] - [(N - n)C(\mu) + (1 - \beta)(NM(\mu) + M_C)]$ , which, with  $\pi = qM_C(1 + r_C)$  and  $\Upsilon_C$  given by (15), equals

$$[qM_C(1 + r_C) - (1 + \beta\rho)M_C] + [n\mu C(\mu) - (N - n)C(\mu)] + (1 - \beta)NM(\mu)\rho,$$

where the first pair of square brackets represents the profit from lending notes, for which the marginal cost is  $1 + \beta\rho$  because  $\beta$  fraction of notes flows out become interbank liabilities charged with interest  $\rho$ ; the second represents the profit from insurance; and the third that from interbank credit repayments, as fraction  $1 - \beta$  fraction of all provincial banks' issues  $NM(\mu)$ , flows to the capital bank. Integrate this equity value over  $z$  from  $z_C$  to 1 and take into account the default cost, and we find the ex ante value of the capital bank is

$$U(\mu, M_C) := M_C [q(1 + r_C) - (1 + \beta\rho)] [1 - G(z_C(\mu))] + N \times [\phi(\mu) - G(z_C(\mu))L_c],$$

where

$$\phi(\mu; \rho) := \int_{z_C(\mu)}^1 \{\mu z C(\mu) - (1 - z)C(\mu) + (1 - \beta)\rho M(\mu)\} dG(z), \quad (24)$$

representing the profit from interbank insurance and credit repayments. Hence, the capital bank's problem is

$$\max_{\mu, M_C} U(\mu, M_C),$$

subject to (13), which connects  $r_C$  to  $M_C$ . The decision on  $M_C$  is hence determined by the following simpler problem

$$\max_{M_C} M_C [q(1 + r_C) - (1 + \beta\rho)], \text{ s.t. (13).}$$

The value of this problem – which is the capital bank's profit from lending – stays invariant with  $N$ . With  $N$  being large, therefore, this profit is vanishingly small relative to its profit from its interbank credit and insurance positions. It follows that the decision on  $\mu$  is independent of the profit from lending and approximately determined by

$$\max_{\mu} \phi(\mu; \rho) - G(z_C(\mu))L_c. \quad (25)$$

Later it will be made clear that instead of  $\mu$ , it is convenient to work with

$$v := q\mu - (1 - q).$$

This  $v$  can be regarded as the profit margin to the capital bank in providing insurance: with a unit of coverage, with probability  $q$  the insuree bank sees its loans performing and thus pays  $\mu$  to the capital bank, while with probability  $1 - q$ , the capital bank is obliged to pay one unit to the insuree bank, a payment it will actually make almost surely, as shown below in Lemma 4.

For further analysis, observe that the probability of default is characterized by the c.d.f. of  $z = n/N$ , the proportion of positive shocks. By the Central Limit Theorem, the distribution of variable  $(n - Nq) / \sqrt{Nq(1 - q)}$  converges to the Standard Normal distribution,  $N(0, 1)$ , with c.d.f.  $\Phi(\cdot)$ . With  $z = n/N$ ,  $(n - Nq) / \sqrt{Nq(1 - q)} = (z - q) \sqrt{N} / \sqrt{q(1 - q)}$ . It follows that  $G(z) \approx \Phi\left(\frac{(z - q)\sqrt{N}}{\sqrt{q(1 - q)}}\right)$ .

**Lemma 3** *In equilibrium  $z_C < q$ .*

**Proof.** *Here we prove the lemma for the case in which the capital bank chooses  $v \geq 0$ , namely to obtain profit from providing insurance. In this case, by (23),  $z_C = \frac{1}{1 + \mu} - \frac{(1 - \beta)\rho M(\mu)}{(1 + \mu)C(\mu)} < \frac{1}{1 + \mu} = \frac{q}{1 + v} \leq q$  if  $v \geq 0$ . The proof for the case of  $v < 0$  will be provided later. ■*

By this lemma, If  $N \rightarrow \infty$ , the probability that the capital bank defaults,  $G(z_C) \approx \Phi\left(\frac{(z_C - q)\sqrt{N}}{\sqrt{q(1 - q)}}\right)$ , converges to zero in the order of  $e^{-xN}$ , for some positive  $x$ . By Lemma 2, if a provincial bank chooses  $\gamma \geq 1$ , then  $z_P < z_C$  and therefore the probability that it defaults converges to zero in the order of  $e^{-x'N}$ , for some  $x' > x$ . We saw in (19) that if it chooses  $\gamma < 1$ , then the probability of default is  $1 - q$ . As we have assumed that the cost of default  $L_P$  is large enough, the provincial banks all choose  $\gamma \geq 1$ ,<sup>14</sup> which, hereafter, will be added as a constraint to provincial banks' problem. Consequently, the lemma ensures that banks' probabilities of default

<sup>14</sup>A sufficient condition for  $\gamma \geq 1$  is to let a provincial bank's value at  $\gamma = 0$  dominated by that at  $\gamma = 1$ , that  $\max_{\Lambda} V(\Lambda, 0) < \max_{\Lambda} V(\Lambda, 1)$ . That, with  $V(\Lambda, \gamma)$  given in (21), follows from  $\max_{\Lambda} \{q \times [M(\Lambda)(1 + r) - \Lambda]\} - (1 - q)L_P <$

$$\max_{\Lambda} \{q \times [M(\Lambda)(1 + r) - (1 + \mu)\Lambda]\} -$$

$$(1 - q)G(z_P)L_P, \text{ or equivalently } (1 - q)(1 - G(z_P))L_P > \max_{\Lambda} \{q \times [M(\Lambda)(1 + r) - \Lambda]\} -$$

$$\max_{\Lambda} \{q \times [M(\Lambda)(1 + r) - (1 + \mu)\Lambda]\}.$$

are vanishingly small. This result is intuitive: Given that there is a large number of independent risks to be pooled together and that the cost of default is high, banks should be able to make insurance arrangement to reduce the risk of default to a negligible level. The probability of bank default being vanishingly small probability leads to:

**Lemma 4**  $\nu \approx 1$  for all banks. That is, all banks' notes are approximately worth the face values.

These two lemmas help us find the value of the integration in the objective function of provincial banks and that of the capital bank, given respectively in (20) and (24), as follows.

**Lemma 5** (i) for  $\gamma \geq 1$ ,  $T(\gamma) \approx \gamma - 1$  and  $T'(\gamma) \approx 1$ . (ii):  $\phi \approx \nu C(\nu) + (1 - \beta) \rho M(\nu) := \Pi(\nu, \rho)$  and  $\phi'_\nu \approx \nu C'(\nu) + C(\nu) + (1 - \beta) \rho M'(\nu)$ .

**Proof.** See Appendix. ■

Intuitively, the lemma says that the integrations approximately take the value with the lower limit being 0 instead of a threshold of  $z$ . For example,  $\phi \approx \int_0^1 \{\mu z C - (1 - z) C + (1 - \beta) \rho M\} dG(z) = \mu q C - (1 - q) C + (1 - \beta) \rho M = \nu C + (1 - \beta) \rho M$  as  $\int_0^1 z dG(z) = q$ .

This lemma brings us to the first main result of the section, which is about how the two types of interbank claims interact. Recall that the capital bank's decision on  $\mu$  is determined by solving the problem given in (25), namely,  $\max_\mu \phi(\mu; \rho) - G(z_C(\mu)) L_c$ . We saw that with  $N$  being large,  $G(z_C) \approx 0$ . Therefore,  $\phi(\mu; \rho) - G(z_C(\mu)) L_c \approx \phi(\mu; \rho)$ . Working with  $\nu$  instead of  $\mu$ , hence, the principal part of the optimal  $\nu$  is determined by

$$\max_\nu \phi(\nu; \rho).$$

The principal part of  $\phi(\nu)$  is  $\Pi(\nu, \rho)$  given in Lemma 5. Hence, the principal part of the optimal  $\nu$  thus is determined by

$$\max_\nu \Pi(\nu, \rho). \tag{26}$$

**Proposition 3** the optimal insurance premium  $\mu^*$  decreases with the interbank rate  $\rho$ .

**Proof.** It suffices to prove that the optimal  $v^*$  satisfies  $\frac{Mv^*}{M\rho} < 0$ . The principal part of  $v^*$  satisfies the first order condition  $\Pi'_v = 0$ . By the Implicit Function Theorem,  $\frac{Mv^*}{M\rho} \approx \frac{\Pi''_{v\rho}}{-\Pi''_{vv}}$ . The second order condition of the maximization problem commands that at  $v \approx v^*$ ,  $\Pi''_{vv} < 0$ . Hence,  $\frac{Mv^*}{M\rho}$  has the same sign as  $\Pi''_{v\rho} = (1 - \beta)\rho M'(v)$ . And  $M'(v) < 0$ , which will be strictly proved later, but intuitively, in order to issue notes, provincial banks need to buy insurance to cover the liability of redeeming them on receiving a negative shock. Therefore, the more expensive the insurance is, namely the bigger is  $v$ , the less the insurance provincial banks buy and hence the the less the notes they issue, that is,  $M'(v) < 0$ . ■

The proof shows that the proposition is driven by the fact that  $M'(v) < 0$ , which hints that an intuition for the proposition is as follows. The capital bank can derive profit from both types of interbank claims – credit and insurance. There is a conflict, however, between these two channels. To obtain more profit from the interbank credit positions, the capital bank wants to encourage provincial banks to increase lending. The scale of lending decreases with the premium of insurance, as  $M'(v) < 0$ . Therefore, to encourage provincial banks to increase lending, the capital bank has to lower the insurance premium, obtaining less profit from selling insurance. The higher the interbank rate, the greater the benefit the capital bank obtains from its interbank credit positions, to increase which it chooses a lower insurance premium, hence the proposition.

According to the proposition, if  $\rho$  goes up, then  $\mu^*$  goes down. But how low can it go? It looks that it should never be so low that the capital bank makes a loss in providing insurance, that is,  $v^* < 0$ . Counter-intuitively, that happens if  $\rho$  is high enough. To show this and also to prove  $M'(v) < 0$ , we investigate deeper into provincial banks' problem. With  $T(\gamma)$  given in Lemma 5, provincial banks' problem given in (21) now becomes:

$$\begin{aligned} \max_{\Lambda, \gamma} V(\Lambda, \gamma) & : = q \times [M(\Lambda)(1+r) - (1+\mu\gamma)\Lambda] + (1-q)\Lambda \times (\gamma-1) - Q_P(\gamma)L_P, \quad (27) \\ & \text{s.t. (13) and (22) and } \gamma \geq 1. \end{aligned}$$

where

$$M(\Lambda) = \frac{1}{1+\rho} \left( \Lambda + \beta\rho\widetilde{M} \right). \quad (28)$$

With  $\nu \approx 1$ , (13) becomes

$$r = M^{-(1-\alpha)}\xi - 1. \quad (29)$$

Then

$$\begin{aligned}\frac{\partial V}{\partial \Lambda} &\approx q \left( \alpha \xi M^{\alpha-1} \times \frac{1}{1+\rho} - \mu\gamma - 1 \right) + (1-q)(\gamma-1) \\ &= \frac{q\alpha\xi}{1+\rho} (M)^{-(1-\alpha)} - (1+v\gamma).\end{aligned}$$

To obtain an intuition for this equation, observe first that with  $N$  being large, almost the whole<sup>15</sup> of the notes that a provincial bank lends out flows to other banks and becomes its interbank liabilities, which costs the bank  $\rho$  per unit. Hence, a rise in the total liability  $\Lambda$  by one unit increases lending only by  $1/(1+\rho)$  unit, giving rise to the marginal benefit represented by the first term. On the cost side, adding one unit of total liability generates the obligation to repay it – which costs 1 – as well as the purchase of  $\gamma$  units of insurance, each of which costs  $v$ , giving rise to the marginal cost represented by the second term. Moreover,

$$\frac{\partial V}{\partial \gamma} \approx -v\Lambda + (-Q'_P(\gamma)) L_P.$$

Intuitively, the marginal cost of increasing  $\gamma$ , the coverage per unit of liability, is  $v\Lambda$  because to increase  $\gamma$  by one unit the bank needs to buy  $\Lambda$  units of insurance, each of which costs  $v$ , while the marginal benefit of increasing  $\gamma$  is to reduce the probability of default by  $-Q'_P(\gamma) > 0$ . Lastly, in the symmetric equilibrium  $M = \widetilde{M}$ . By (28), hence,  $(1+\rho)M = \Lambda + \beta\rho M$ , or

$$\Lambda = (1 + (1 - \beta)\rho) M. \quad (30)$$

The analysis that follows depends on the sign of  $v$ . We start with the case in which  $v > 0$ . In this case, provincial banks lose value to the capital bank from buying the insurance. The only source of their profit is the loans, if and when they perform. Therefore, nonbinding is constraint (22), which commands that provincial banks shall obtain a non-negative profit in the event of their loans performing. In this case, the first order conditions of provincial banks' problem are

$$\frac{q\alpha\xi}{1+\rho} (M)^{-(1-\alpha)} - (1+v\gamma) = 0. \quad (31)$$

$$-v\Lambda + (-Q'_P(\gamma)) L_P \leq 0, \quad (32)$$

with the equality holds at  $\gamma > 1$ . We saw that  $Q_P(\gamma) = (1-q)G(z_P) \approx (1-q)\Phi\left(\frac{(z_P-q)\sqrt{N}}{\sqrt{q(1-q)}}\right)$ . Hence,  $Q'_P(\gamma) \approx (1-q)\Phi'\left(\frac{(z_P-q)\sqrt{N}}{\sqrt{q(1-q)}}\right) \sqrt{N} \times z'_P(\gamma)$ , which, given  $\gamma \geq 1$  and hence  $z_P < q$ ,

---

<sup>15</sup>Precisely  $\frac{N-\beta}{N}$  fraction of them by (??).

converges to zero in the order of  $\sqrt{N}e^{-xN}$ , for some positive  $x$ . Given  $v > 0$ , therefore, if  $N$  is large enough,  $-v\Lambda + (-Q'_P(\gamma))L_P < 0$  for any  $\gamma \geq 1$ . Hence at the optimum, provincial banks choose  $\gamma = 1$ , namely the coverage that exactly suffices to repay all the liability. Intuitively, that is because with  $N$  large enough, the probability of default is already vanishingly small at  $\gamma = 1$ . Increasing coverage, therefore, is not worth the cost of insurance,  $v > 0$  per unit. Letting  $\gamma = 1$  in (31) we find the optimal issuance

$$M = \left( \frac{q\alpha\xi}{(1+v)(1+\rho)} \right)^{\frac{1}{1-\alpha}} := M(v). \quad (33)$$

It is straightforward to see  $M'(v) < 0$ . As the insurance coverage  $C = \gamma\Lambda = \Lambda$  and  $\Lambda = (1 + (1 - \beta)\rho)M$  by (30), we have

$$C = (1 + (1 - \beta)\rho) \left( \frac{q\alpha\xi}{(1+v)(1+\rho)} \right)^{\frac{1}{1-\alpha}} := C(v).$$

Now consider under which conditions indeed the capital bank chooses  $v > 0$ , negation of which gives rise to the circumstances where it chooses  $v \leq 0$ . The principal part of the optimal  $v$  maximizes  $\Pi(v, \rho)$  by (26) and thus satisfies the first order condition  $\Pi'_v = 0$ . Substitute  $C(v)$  and  $M(v)$  given above into  $\Pi(v, \rho)$  given in Lemma 5, and we find

$$\Pi'_v = \left( \frac{q\alpha\xi}{(1+v)(1+\rho)} \right)^{\frac{1}{1-\alpha}} \times \left[ \frac{[1 - \alpha(1 + (1 - \beta)\rho)] - \alpha(1 + (1 - \beta)\rho)v}{(1 - \alpha)(1 + v)} \right].$$

Therefore, if the capital bank chooses  $v > 0$  – and hence  $C(v)$  and  $M(v)$  are given as above – then at the optimum it chooses

$$v^* \approx \frac{1}{\alpha(1 + (1 - \beta)\rho)} - 1.$$

This  $v^* > 0$  if and only if  $\rho < \frac{1-\alpha}{\alpha(1-\beta)}$ . Therefore, if  $\rho$  is below threshold  $\frac{1-\alpha}{\alpha(1-\beta)}$ , the optimal choice of  $v$  by the capital bank is indeed positive and its principal part is given above. Also it decreases with  $\rho$ , straightforwardly, as Proposition 3 states. If  $\rho > \frac{1-\alpha}{\alpha(1-\beta)}$ , however, supposing a choice of  $v > 0$  is self-contradictory. Therefore,

**Proposition 4** *If  $\rho > \frac{1-\alpha}{\alpha(1-\beta)}$ , then  $v^* \leq 0$ , that is, the capital bank loses value from providing insurance to provincial banks.*



We have analyzed the case of  $v > 0$ . To complete the proof of Proposition 3 and Lemma 3, we are left to show that  $M'(v) < 0$  and  $z_C < q$  if the capital bank picks  $v < 0$ . In this case, buying insurance benefits provincial banks in itself, besides offering coverage in the unfavorable contingency. Therefore, they want to buy as much insurance as possible, that is, as long as they can afford the insurance premium in the contingency of their loans performing. That is, constraint (22) is binding:

$$M(1+r) = (1+\mu\gamma)\Lambda,$$

which, together with  $r = M^{-(1-\alpha)}\xi - 1$  by (29) and  $\Lambda = (1+(1-\beta)\rho)M$  by (30), implies that

$$\gamma = \frac{M^{-(1-\alpha)}\xi - (1+(1-\beta)\rho)}{\mu(1+(1-\beta)\rho)}. \quad (34)$$

Further analysis of provincial bank's problem given in (27) gives:

**Lemma 6** *If  $v < 0$ , the scale of issuance, demand for insurance, and coverage per unit of liability chosen by provincial banks are respectively*

$$\begin{aligned} M(v) &= \left( \frac{q\xi\alpha}{(1+\rho)(1+v)} \right)^{\frac{1}{1-\alpha}} \\ C(v) &= \chi(v)M(v) \\ \gamma(v) &= \frac{(1+\rho)(1+\mu) - \alpha(1+(1-\beta)\rho)}{\alpha\mu(1+(1-\beta)\rho)}, \end{aligned}$$

where  $\chi(v) := \frac{(1+\rho)(1+\mu) - \alpha(1+(1-\beta)\rho)}{\alpha\mu}$  and  $\mu = \frac{v+1-q}{q}$ . Thus,  $M'(v) = 0$ .

**Proof.** See Appendix. ■

In this case  $\gamma(v) > 1$  all the time;<sup>16</sup> hence constraint  $\gamma \geq 1$  in provincial banks' problem is not binding. Also observe that the functional form for  $M(v)$  in this case is exactly the same as that in the case of  $v > 0$ , given in (33). Therefore, provincial banks' scale of issuance is a continuous function of  $v$  at  $v = 0$ . So is their total liability, as it is  $\Lambda = (1+(1-\beta)\rho)M$ . However,

**Proposition 5** *At  $v = 0$  provincial banks' demand for insurance jumps by a scale of  $\frac{1-\alpha+(1-\alpha+\alpha\beta)\rho}{(1-q)(1+(1-\beta)\rho)}$  per unit of liability.*

<sup>16</sup>It is equivalent to  $(1+\rho)(1+\mu) - \alpha(1+(1-\beta)\rho) > \alpha\mu(1+(1-\beta)\rho) \Leftrightarrow (1+\rho)(1+\mu) > \alpha(1+\mu)(1+(1-\beta)\rho) \Leftrightarrow 1+\rho > \alpha(1+(1-\beta)\rho)$ , which obviously holds true.

**Proof.** We saw that  $\gamma = 1$  if  $v > 0$ . Hence  $\lim_{v \rightarrow 0^+} \gamma(v) = 1$ . By Lemma 6,  $\lim_{v \rightarrow 0^-} \gamma(v) = \frac{(1+\rho)(1+\mu)-\alpha(1+(1-\beta)\rho)}{\alpha\mu(1+(1-\beta)\rho)}$  with  $\mu = \frac{1-q}{q}$  as  $\mu = \frac{v+1-q}{q}$ . Then at  $v = 0$ , coverage per unit of liabilities jumps by  $\frac{(1+\rho)(1+\mu)-\alpha(1+(1-\beta)\rho)}{\alpha\mu(1+(1-\beta)\rho)} - 1 = \frac{1-\alpha+(1-\alpha+\alpha\beta)\rho}{(1-q)(1+(1-\beta)\rho)}$ . ■

Having found  $(C(v), M(v))$  for  $v < 0$  in Lemma 6, we find  $\Pi(v, \rho) = vC(v) + (1 - \beta)\rho M(v) = [v\chi(v) + (1 - \beta)\rho] M(v)$ . The principal part of the optimal  $v$  chosen by the capital bank is determined by  $\Pi'_v = 0$ . With this optimal  $v$ , we have  $z_C < q$ , namely Lemma 3 holds, as is shown below.

**Lemma 7**  $z_C < q$  if  $v^* < 0$ , namely if the optimal choice of  $v$  by the capital bank is negative.

**Proof.** See Appendix. ■

Thus far, we have investigated the interplay between the two types of interbank claims – of credit and insurance. One effect of this interplay sees the capital bank to become the sole provider of insurance to all the provincial banks. Then, the capital bank should be too connected to fail: its failure means no insurance to all the provincial banks, which might cause great trouble to them or even bring them all down. If that happens, it would be an event of system meltdown. To explore this intuition, and to endogenize the event of system meltdown, the present setting is modified and further extended in the following section.

## 5 The Risk of Systemic Meltdown and Its Early Warning

In this section, we make the following modification and extension of the model presented in the preceding section. Assume now that there is a period  $t = 1/2$ , between  $t = 0$  and  $t = 1$ , and that during  $t = 1/2$ , the shocks to provincial banks' assets, namely,  $\tilde{A} = A$  or  $0$ , are revealed *sequentially* in a queue.<sup>17</sup> To keep the symmetry between provincial banks, assume that ex ante each and every provincial bank has an equal chance to be at any position of this queue. Furthermore,

---

<sup>17</sup>Given  $N$  is large and the capital bank's profit from note issuance is negligible, the timing of its shock being revealed does not matter.

Assumption K2: To induce acceptance by households, bank notes have to give the bearers the right to convert a note of face value  $F$  into  $(1 - \delta) F$  units of corn at any moment of  $t = 1/2$ , with  $0 < 1 - \delta < 1$ .

This fraction  $1 - \delta$  is exogenous. Essentially,  $\frac{1}{1-\delta} - 1$  is the net interest rate to depositing over the time from  $t = 1/2$  to  $t = 1$ . As in real life this interest rate is almost zero, we shall expect  $\delta$  is close to 0. In particular, we assume that

$$0 < \delta < q(1 - q). \quad (35)$$

The assumption captures the real life observation that the most common form of banks' liabilities that are used as a means of payment is demand deposit, which bears the right to withdraw at demand. To make this right meaningful in the model economy, we assume in this section that at  $t = 0$ , banks are endowed with  $G \approx 0$  units of corn, which is stored over time and is used to meet the demand of withdraw, on the first-come-first-serve base. If a bank still faces outstanding demands of withdraw when its liquid asset, namely its corn stock, has been depleted, it faces a liquidity crisis and suffers a substantial loss. Assume that in this situation the bank will suspend redemption. This assumption abstracts away the issue of mis-coordination induced bank run and simplifies the analysis of depositors' decision on whether to withdraw at  $t = 1/2$ .

Consider a depositor of notes with overall face value  $F$ . If he demands withdraw at  $t = 1/2$ , he obtains  $(1 - \delta) F$  if he arrives at the bank before the depletion of its liquid asset. If he holds on to  $t = 1$ , he obtains  $F$  if the issuer bank does not default and  $\iota(z)F$  if it defaults in state  $z$  where  $\iota(z) < 1$  denotes repayment per unit of liability to depositors in the state. To simplify the analysis, assume that  $\iota(z) = 0$  for any state  $z$  in which banks default. Therefore, the expected payoff of holding the notes to maturity is  $(1 - Q) F$ , where  $Q$  is the probability that the bank will default. This default probability  $Q$  depends on  $\epsilon$ , the fraction of depositors who have withdrawn at  $t = 1/2$ , that is,  $Q = Q(\epsilon)$ . If  $\epsilon$  fraction of depositors have withdrawn at  $t = 1/2$ , the bank's total liability decreases by  $\epsilon D_P$  (where  $D_P$  is the total liability to depositors), while its corn stock decreases by  $(1 - \delta) \times \epsilon D_P$ . The remained corn stock added to the bank's balance sheet given in Table 3 and the left hand side of inequality (14), the bank defaults in the event of receiving the negative shock if and only if  $[G - \epsilon(1 - \delta) D_P] + I(C, z) < (1 - \epsilon) D_P + [-\Upsilon_P(1 + \rho)]$ , or

equivalently:

$$I(C, z) < -\epsilon\delta D_P + D_P + [-\Upsilon_P(1 + \rho)] - G. \quad (36)$$

This is equivalent to  $z < z_P(\epsilon; G)$  for some threshold which depends on  $\epsilon$  and  $G$ . Thus probability of default  $Q = G(z_P(\epsilon; G))$  if the bank is revealed to have received the negative shock and  $Q = (1 - q)G(z_P(\epsilon; G))$  if it is not. Observe that the right hand side of inequality (36) decreases with  $\epsilon$ . Therefore,  $z_P(\epsilon; G)$  decreases with  $\epsilon$ . Hence  $Q'(\epsilon) < 0$ . In particular,  $Q(0) > Q(\bar{\epsilon})$ , where  $\bar{\epsilon}$  is the maximum fraction of withdraw, due to the constraint that the remained corn stock  $G - \epsilon(1 - \delta)D_P \geq 0$ , namely

$$\bar{\epsilon} := \frac{G}{(1 - \delta)D_P}. \quad (37)$$

**Lemma 8** *During period  $t = 1/2$ , a bank's depositors run to the bank demanding withdraw if  $Q(\bar{\epsilon}) > \delta$  and they stay put if  $Q(0) < \delta$ .*

**Proof.** If  $Q(\bar{\epsilon}) > \delta$ , then  $Q(\epsilon) > \delta$  for any feasible  $\epsilon$  because  $Q'(\epsilon) < 0$ . It means that  $(1 - \delta)F > (1 - Q(\epsilon))F$  for any  $\epsilon$  and  $F$ . Therefore, no matter what other depositors do, represented by a value of  $\epsilon$ , a depositor with any size of claims  $F$  is better off to withdraw all his claims at  $t = 1/2$ , if he is able to, than to hold them to  $t = 1$ . He is able to do so, due to the first-come-first-serve rule, only if he gets to the bank before its liquid asset is depleted for satisfying earlier demands of withdraw. Therefore, all depositors will try to get to the bank early enough, namely a bank run occurs.

If  $Q(0) < \delta$ , then similarly  $(1 - \delta)F < (1 - Q(\epsilon))F$  for any  $\epsilon$  and  $F$ . Therefore, no matter what other depositors do, namely whatever is  $\epsilon$ , a depositor is better off to hold his claims to  $t = 1$  than to withdraw at  $t = 1/2$ . Therefore, he stays put. ■

We have assumed that  $G \approx 0$ , which implies  $\bar{\epsilon} \approx 0$  by (37). Therefore,  $z_P(\epsilon; G) \approx z_P(0; 0) = z_P$ , the threshold in the preceding section. Hence,  $Q(0) \approx Q(\bar{\epsilon}) \approx (1 - q)\Pr(z < z_P)$  if the bank's shock has not been revealed. Intuitively, the assumption of  $G \approx 0$  saves us from the complication of considering the case in which  $Q(0) > \delta > Q(\bar{\epsilon})$ .

Consider now at which moment of period  $1/2$  bank run occurs. As banks' shocks are revealed sequentially, at any moment in period  $1/2$ , the information set of depositors consists of the

number of the banks revealed to have received a positive shock,  $S$ , and the number of banks revealed to have received a negative shock,  $F$ , while for the remainder  $N - S - F$  banks, the shocks are still unknown. Let  $f := F/N$  and  $s := S/N$ . At any moment, the publicly observed information is thus  $(f, s)$ . Conditional on it, banks revealed to have received a negative shock default with probability  $\Pr(z < z_P | (f, s))$ , and banks whose shocks are unrevealed default with probability  $(1 - q) \Pr(z < z_P | (f, s))$ . If  $(1 - q) \Pr(z < z_P | (f, s)) > \delta$ , by Lemma 8, bank run occurs to all banks except those revealed to have positive shocks, whose assets are known to be sound with certainty, that is, it occurs to fraction  $1 - s$  of banks. If this event occurs, as we will see, typically  $s$  is small. Thus we define this event as *the event of the banking system meltdown* and define the *event zone* as

$$\Omega := \left\{ (f, s) \mid \Pr(z < z_P | (f, s)) > \frac{\delta}{1 - q} \right\}.$$

Given  $(f, s)$ , the final fraction of positive shocks  $z$  satisfies  $s \leq z \leq 1 - f$ . Therefore,

$$\begin{aligned} \Pr(z < z_P | (f, s)) &= \Pr(z < z_P \mid s \leq z \leq 1 - f) \\ &= \left\{ \begin{array}{l} 0 \text{ if } s \geq z_P \\ \frac{G(z_P) - G(s)}{G(1 - f) - G(s)} \text{ if } s < z_P \end{array} \right\}. \end{aligned} \quad (38)$$

To characterize the event zone, define  $f := \Gamma(s)$  as the function implicitly defined by

$$\frac{G(z_P) - G(s)}{G(1 - f) - G(s)} = \frac{\delta}{1 - q} := \tilde{\delta} \quad (39)$$

for  $s \leq z_P$ . Then  $\underline{f} := \Gamma(0) \in (0, 1 - z_P)$ ,<sup>18</sup>  $\Gamma(s) < 1 - s$  for  $s < z_P$  (as  $G(1 - \Gamma(s)) - G(s) > 0$ ), and at  $s = z_P$ ,  $\Gamma(s) = 1 - z_P$ . Moreover,

**Lemma 9**  $\Gamma'(s) > 0$ . At  $s = 0$ ,  $\Gamma'(s) \approx 0$ . And at  $s = z_P$ ,  $\Gamma'(s) = \frac{1 - \tilde{\delta}}{\tilde{\delta}}$ .

**Proof.** See Appendix. ■

As  $\delta$  is small, hence so is  $\tilde{\delta}$ . Therefore at the end point, namely, at  $s = z_P$ ,  $\Gamma'(s)$  is large. By (38),  $\Pr(z < z_P | (f, s))$  increases with  $f$ . Therefore,  $(f, s) \in \Omega$  if and only if  $f > \Gamma(s)$ , that is,

$$\Omega := \{(f, s) \mid f > \Gamma(s), s \in [0, z_P]\}.$$

<sup>18</sup>  $\underline{f} < 1 - z_P \Leftrightarrow 1 - \underline{f} > z_P \Leftrightarrow G(1 - \underline{f}) > G(z_P) \Leftrightarrow G(z_P)/\tilde{\delta} > G(z_P) \Leftrightarrow \delta < 1 - q$ , which is assumed.  $\underline{f} > 0$  because if  $N$  is large enough then  $G(z_P) < \tilde{\delta}$ . It follows that  $G(1 - \underline{f}) = G(z_P)/\tilde{\delta} < 1$ , that is,  $\underline{f} > 0$ .

Each sequence of revelations of provincial bank's shocks is represented by a pair of functions  $(f(z), s(z))$  over  $z \in [0, 1]$  that satisfies  $(f(0), s(0)) = (0, 0)$ ,  $(f'(z), s'(z)) \geq (0, 0)$ , and  $f(z) + s(z) = z$ . That is, it is represented by a path in the triangle  $\{(f, s) | f, s \geq 0 \text{ and } f + s \leq 1\}$ , starting from  $(0, 0)$ , always in the directions of north-east quarter, and ending onto the boundary line defined by  $f + s = 1$ . Then  $s(1)$  represents the final outcome regarding the quality of banks' assets. If a path enters the event zone, that is, if  $(f(z), s(z)) \in \Omega$  for some  $z \in [0, 1]$ , then the system melts down on the way. However, according to the Central Limit Theorem, ex ante 99% of the paths occur  $3.29\sigma = 3.29 \times \sqrt{\frac{q(1-q)}{N}}$  away from the straight path defined by  $f/s = (1-q)/q$ , which is thus called as the *major event path*. The next lemma shows that the curve  $f = \Gamma(s)$  lies above the major event path, therefore, the event of system meltdown is a rare event indeed.

**Lemma 10**  $\Gamma(s) > (1-q)/q \times s$  for  $s \leq z_P$ .

**Proof.** See Appendix. ■

These two lemmas brings about the following illustration of the event zone:

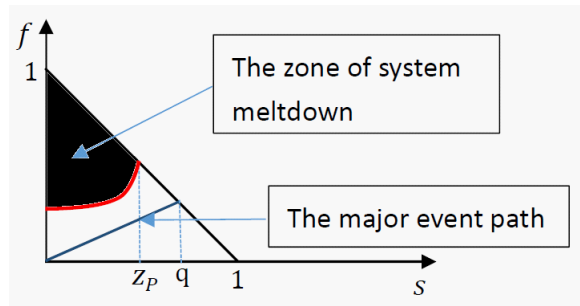


Figure 1: If  $(f, s)$  is in the event zone, the banking system melts down.

Two observations follow from the figure above. First, given the overall outcome  $s(1)$ , if  $s(1) \in (z_P, 1 - \underline{f})$ , whether the system meltdown occurs depends on the path along which the states of provincial banks are revealed. Intuitively, if good news – namely, positive shocks – are front-loaded, then depositors' estimation about the overall outcome will be sustained good enough to keep them staying put. However, if negative shocks are front-loaded, their estimation

about the overall outcome will be bad enough to trigger a bank run. That is because the shocks are independent and ex ante they cannot expect that unrevealed shocks will be positive in such a skewed manner as to sufficiently offset the bad news that they have received. Both scenarios are illustrated in the figure below. This path dependence might serve a rationale for depositors behavior that sometimes is attributed to *market mood*.

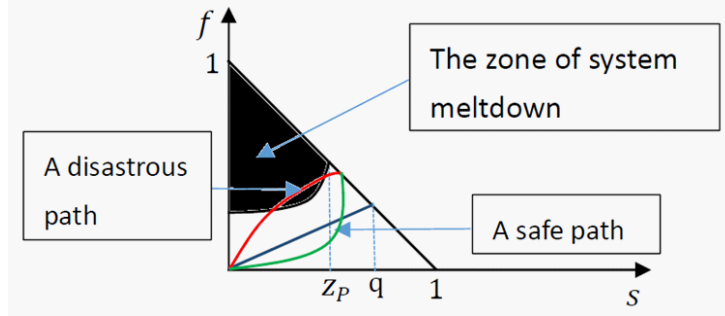


Figure 2: Path dependence: the upper red path and the lower green path leads to the same final outcome, however, the system melts down if banks' shocks are revealed along the upper path and nothing happens if they are revealed along the lower path.

Mathematically,

**Proposition 6** *If  $s(1) < z_P$ , all paths enter the event zone  $\Omega$ . If  $s(1) \geq 1 - \underline{f}$ , no paths enter  $\Omega$ . If  $s(1) \in (z_P, 1 - \underline{f})$ , some paths do, some not.*

**Proof.** See Appendix. ■

Second, as the shocks are independent, conditional on what has been revealed  $(f, s)$ , the future realization of unrevealed shocks concentrates along the path starting from the given  $(f, s)$  and with slope  $(1 - q)/q$ . Hence, if  $(f, s) \notin \Omega$  and this path enters  $\Omega$ , then it is very likely that the system will develop from the present state  $(f, s)$  into the event zone, that is, it is very likely that system meltdown will happen in the future. Therefore, any such  $(f, s)$  is an early warning to the systemic risk. All such points of  $(f, s)$  form an early warning zone in which the banking system is still calm, but is very likely to melt down at some point of the future, whereby the government has a space of time to act. This early warning zone is illustrated as follows.

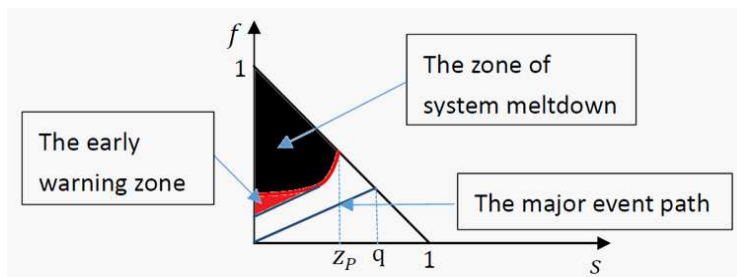


Figure 3: The early warning zone: If news  $(f, s)$  is in the early warning zone, the system is still calm but it is likely to enter the event zone.

Mathematically, the early warning zone is defined as:

$$\Phi := \left\{ (f, s) \mid f \leq \Gamma(s) \text{ and } f + \frac{1-q}{q}\tau > \Gamma(s + \tau) \text{ for some } \tau > 0 \right\}.$$

**Proposition 7** *The early warning zone  $\Phi$  is non-empty.*

**Proof.** See Appendix. ■

## 6 Conclusion

This paper presents a new approach to endogenize interbank credit networks, based on the specialty of banks that their liabilities are widely accepted as a means of payment. It applies this approach to study the issue of too connected to fail and systemic stability by endogenizing a star-structured network. It finds that the bank at the center offers cheaper credit than the peripheral banks and the difference is greater if the interbank interest rate is higher, which causes resources inefficiently concentrated at the center. It also finds that in equilibrium if the bank at the center – namely the capital bank – is well connected, then it owes to all the peripheral banks. Therefore, the network of interbank credit claims alone does not have the issue of too connected to fail. However, the capital bank’s position in this network gives it an advantage to provide all the peripheral banks with insurance against their idiosyncratic risks. In the network of interbank claims of both credit and insurance, therefore, the capital bank is too connected to fail. Its default on the insurance obligations triggers bank run to all the insuree banks unless their assets have been publicly observed to be sound. We find that whether this event happens



is path dependent and early news matters more for systemic stability than late one; and that there exists an early warning zone of news based on which the event of system meltdown is likely to happen but has not happened yet, whereby the government has a space of time to take measures.

There are limitations with the present study of this paper regarding systemic risk. For example, it does not consider banks' decision on risk taking. Due to this limitation, banks' risks in the model economy are independent and identical, whereby the Normal distribution rules. Hence, the event of system meltdown happens only if an usually great fraction of banks receive negative shocks. That is, it is an event outside the three-sigma limits, whereas in reality that event seems to follow a fat-tailed distribution. This fact suggests that banks' assets be correlated. To some degree, this correlation results from decisions made by the banks, as demonstrated by Acharya (2009) and Acharya and Yorulmazer (2007, 2008). Incorporating these decisions into the framework of the present paper might give rise to a deeper investigation into the issue of systemic risk.

## Appendix

*The proof of Lemma 2:*

By (16) and (23), with  $(\tilde{C}, \tilde{M}) = (C(\mu), M(\mu))$ ,  $z_C > z_i \Leftrightarrow \frac{C(\mu) - (1-\beta)\rho M(\mu)}{(1+\mu)\tilde{C}(\mu)} > \frac{C(\mu) - (1-\beta)(1+\rho)M(\mu)}{(1+\mu)\tilde{C}(\mu)}$ , obviously true. By (18) and (23),  $z_i \geq z_P \Leftrightarrow \frac{\tilde{C} - (1-\beta)(1+\rho)\tilde{M}}{(1+\mu)\tilde{C}} \geq \frac{\tilde{C} - \gamma(1-\beta)(1+\rho)\tilde{M}}{(1+\mu\gamma)\tilde{C}}$  which holds true if  $\gamma \geq 1$ . Q.E.D.

*The proof of Lemma 5:*

By (20), for  $\gamma \geq 1$ ,

$$T(\gamma) - (\gamma - 1) = - \left[ \gamma \int_{z_P}^{z_i} \left( 1 - \frac{z\mu\tilde{C} + (1-\beta)(1+\rho)\tilde{M}}{(1-z)\tilde{C}} \right) dG(z) + (\gamma - 1)G(z_P) \right].$$

Thus  $|T(\gamma) - (\gamma - 1)| < \gamma[G(z_i) - G(z_P)] + (\gamma - 1)G(z_P) = \gamma G(z_i) - G(z_P) < \gamma G(z_i) < \gamma G(z_C)|_{\text{Lemma 3}} \rightarrow 0$  if  $N \rightarrow \infty$ . Hence,  $T(\gamma) \approx \gamma - 1$ . Moreover,

$$\begin{aligned} T'(\gamma) &= 1 - G(z_i) + \int_{z_P(\gamma)}^{z_i} \frac{z\mu\tilde{C} + (1-\beta)(1+\rho)\tilde{M}}{(1-z)\tilde{C}} dG(z) - \frac{dz_P(\gamma)}{d\gamma} \times \left( \frac{z\mu\tilde{C} + (1-\beta)(1+\rho)\tilde{M}}{(1-z)\tilde{C}} \times \gamma - 1 \right)_{z=z_P} \\ &= 1 - G(z_i) + \int_{z_P(\gamma)}^{z_i} \frac{z\mu\tilde{C} + (1-\beta)(1+\rho)\tilde{M}}{(1-z)\tilde{C}} dG(z), \end{aligned}$$

because at  $z = z_P$ ,  $\frac{z\mu\tilde{C}+(1-\beta)(1+\rho)\tilde{M}}{(1-z)\tilde{C}} \times \gamma - 1 = 0$ . Hence,  $|T'(\gamma) - 1| < G(z_i) + \int_{z_P(\gamma)}^{z_i} 1dG(z) < 2G(z_i) < 2G(z_C)|_{\text{Lemma 3}} \rightarrow 0$  if  $N \rightarrow \infty$ . Hence,  $T'(\gamma) \approx 1$ .

By (24),  $|\phi - (vC(v) + (1-\beta)\rho M(v))| = |\int_0^{z_C} \{\mu zC(v) - (1-z)C(v) + (1-\beta)\rho M(v)\} dG(z)| < \max_{0 \leq z \leq 1} \{\mu zC(v) - (1-z)C(v) + (1-\beta)\rho M(v)\} \times G(z_C) \rightarrow 0$  with  $N \rightarrow \infty$ . Moreover, as the integrand equals zero at  $z = z_C$  by the definition of  $z_C$ , and  $M\mu/Mv = 1/q$ ,

$$\phi'(v) = \int_{z_C(v)}^1 \left\{ \frac{1}{q} zC(v) + (\mu z - (1-z))C'(v) + (1-\beta)\rho M'(v) \right\} dG(z).$$

Hence,  $|\phi'(v) - \{C(v) + vC'(v) + (1-\beta)\rho M'(v)\}| = |\int_0^{z_C} \left\{ \frac{1}{q} zC(v) + (\mu z - (1-z))C'(v) + (1-\beta)\rho M'(v) \right\} dG(z)| < \max_{0 \leq z \leq 1} \left\{ \left\{ \frac{1}{q} zC(v) + (\mu z - (1-z))C'(v) + (1-\beta)\rho M'(v) \right\} \right\} \times G(z_C) \rightarrow 0$  with  $N \rightarrow \infty$ .

Q.E.D.

*The Proof of Lemma 6:*

Let  $\lambda$  be the Lagrangian multiplier of constraint (22) and substitute  $M^{-(1-\alpha)}\xi - 1$  for  $r$  in provincial banks' problem given in (27). Then the Lagrangian of the problem is  $\mathcal{L}(\Lambda, \gamma) = q(\xi M^\alpha - (1 + \mu\gamma)\Lambda) + (1-q)\Lambda \times (\gamma - 1) - Q_P(\gamma)L_P + \lambda(\xi M^\alpha - (1 + \mu\gamma)\Lambda) = (q + \lambda)[\xi M^\alpha - (1 + \mu\gamma)\Lambda] + (1-q)\Lambda \times (\gamma - 1) - Q_P(\gamma)L_P$ , with  $M = \frac{1}{1+\rho} \left( \Lambda + \frac{\tilde{M}}{2}\rho \right)$ . Hence,

$$\begin{aligned} \frac{\partial \mathcal{L}}{\partial \Lambda} &= \frac{q + \lambda}{1 + \rho} \xi \alpha M^{\alpha-1} - (q + \lambda)(1 + \mu\gamma) + (1-q)(\gamma - 1) \\ &= \frac{q + \lambda}{1 + \rho} \xi \alpha M^{\alpha-1} - (1 + \lambda) - [(q + \lambda)\mu - (1-q)]\gamma \\ &= \frac{q + \lambda}{1 + \rho} \xi \alpha M^{\alpha-1} - (1 + \lambda) - (v + \lambda\mu)\gamma. \end{aligned}$$

and

$$\begin{aligned} \frac{\partial \mathcal{L}}{\partial \gamma} &= -(q + \lambda)\mu\Lambda + (1-q)\Lambda + (-Q'_P(\gamma)L_P) \\ &= -[(q + \lambda)\mu - (1-q)]\Lambda + (-Q'_P(\gamma)L_P) \\ &= -(v + \lambda\mu)\Lambda + (-Q'_P(\gamma)L_P). \end{aligned}$$

Then the first order conditions (FOCs) are thus:

$$\begin{aligned} \frac{q + \lambda}{1 + \rho} \xi \alpha M^{\alpha-1} &= (1 + \lambda) + (v + \lambda\mu)\gamma \\ (v + \lambda\mu)\Lambda &= -Q'_P(\gamma)L_P. \end{aligned}$$

As  $Q'_P(\gamma) \approx 0$ , the second equation implies that  $v + \lambda\mu \approx 0$  and thus  $\lambda \approx -\frac{v}{\mu}$ . It follows that  $1 + \lambda \approx 1 - \frac{v}{\mu} = 1 - \frac{q\mu - (1-q)}{\mu} = (1-q) \times \frac{1+\mu}{\mu}$  and  $q + \lambda \approx q - \frac{q\mu - (1-q)}{\mu} = \frac{1-q}{\mu}$ . Substitute these into the first FOC and we find  $\frac{1-q}{(1+\rho)\mu} \xi \alpha M^{\alpha-1} = (1-q) \times \frac{1+\mu}{\mu}$ , which leads to

$$\begin{aligned} M(v) &= \left( \frac{\xi \alpha}{(1+\rho)(1+\mu)} \right)^{\frac{1}{1-\alpha}} \\ |_{1+\mu=\frac{1+v}{q}} &= \left( \frac{q\xi\alpha}{(1+\rho)(1+v)} \right)^{\frac{1}{1-\alpha}} \end{aligned} \quad (40)$$

Then from (34),  $\gamma = \frac{(1+\rho)(1+\mu) - \alpha(1+(1-\beta)\rho)}{\alpha\mu(1+(1-\beta)\rho)}$ . As  $\Lambda = (1 + (1 - \beta)\rho)M$  by (30) and  $C = \gamma\Lambda$ , we find  $C(v) = \gamma(1 + (1 - \beta)\rho) = \chi(v)M(v)$ . Q.E.D.

*Proof of Lemma 7:*

By (23),  $z_C = \frac{C(\mu) - (1-\beta)\rho M(\mu)}{(1+\mu)C(\mu)}$ , which, as  $C = \chi(v)M$  by Lemma 6, equals  $\frac{\chi(v) - (1-\beta)\rho}{(1+\mu)\chi(v)}$ . Therefore,  $z_C < q \Leftrightarrow \frac{\chi(v) - (1-\beta)\rho}{(1+\mu)\chi(v)} < q|_{q(1+\mu)=(1+v)} \Leftrightarrow \chi(v) - (1-\beta)\rho < (1+v)\chi(v) \Leftrightarrow$

$$\chi(v) < \frac{(1-\beta)\rho}{-v}. \quad (41)$$

at  $v = v^*$ . To prove this inequality, we go to the first order condition (FOC) for the principal part of  $v^*$ , that is,  $\Pi'_v = 0$ , which, with  $\Pi(v, \rho) = [v\chi(v) + (1-\beta)\rho]M(v)$ , is equivalent to  $[v\chi'(v) + \chi(v)]M(v) + [v\chi(v) + (1-\beta)\rho]M'(v) = 0$ . As  $M(v) = \left( \frac{q\xi\alpha}{(1+\rho)(1+v)} \right)^{\frac{1}{1-\alpha}}$  by Lemma 6,  $M'(v) = \frac{-1}{(1-\alpha)(1+v)}M$ . Therefore, the FOC is equivalent to  $[v\chi'(v) + \chi(v)] + [v\chi(v) + (1-\beta)\rho] \frac{-1}{(1-\alpha)(1+v)} = 0 \Leftrightarrow$

$$\chi(v) \left( 1 - \frac{v}{(1-\alpha)(1+v)} \right) - \frac{(1-\beta)\rho}{(1-\alpha)(1+v)} = -v\chi'(v). \quad (42)$$

By Lemma 6,  $\chi(v) = \frac{(1+\rho)(1+\mu) - \alpha(1+(1-\beta)\rho)}{\alpha\mu} = \frac{1}{\mu} \left[ \frac{(1+\rho)}{\alpha} - \left(1 + \frac{\rho}{2}\right) \right] + \frac{1+\rho}{\alpha}$  with  $\mu = \frac{v+1-q}{q}$ . As  $\frac{(1+\rho)}{\alpha} - \left(1 + \frac{\rho}{2}\right) > 0$ , we have  $\chi'(v) < 0$ . Therefore, if  $v < 0$ , then the right hand side of (42) is negative. It follows that  $\chi(v) \left( 1 - \frac{v}{(1-\alpha)(1+v)} \right) - \frac{(1-\beta)\rho}{(1-\alpha)(1+v)} < 0 \Leftrightarrow \chi(v) \frac{1-\alpha-\alpha v}{(1-\alpha)(1+v)} - \frac{(1-\beta)\rho}{(1-\alpha)(1+v)} < 0 \Leftrightarrow \chi(v) < \frac{(1-\beta)\rho}{1-\alpha-\alpha v}$ , which leads to inequality (41) if  $1 - \alpha - \alpha v > -v > 0$ .  $-v > 0$  because we are considering the case of  $v < 0$ . To prove  $1 - \alpha - \alpha v > -v$  or equivalently  $v > -1$ , observe that however strongly the capital bank wants to encourage provincial banks to increase lending by reducing the insurance premium  $\mu$ , it would never chooses  $\mu \leq 0$  because otherwise provincial banks would choose  $\gamma = \infty$ , namely demand an infinite amount of insurance thereby obtaining such an amount of profit. With  $v = q\mu - (1-q)$ , we have

$$v > -(1-q) > -1.$$

Q.E.D.

*Proof of Lemma 9:*

By the implicit function theorem,

$$\Gamma'(s) = \frac{G'(s)}{G'(1-f)} \times \frac{1-\tilde{\delta}}{\tilde{\delta}}.$$

Therefore  $\Gamma'(s) > 0$ . We saw that by the Central Limit Theorem,  $G(z) \approx \Phi\left(\frac{(z-q)\sqrt{N}}{\sqrt{q(1-q)}}\right)$ . Hence,  $G'(z) \approx \frac{1}{\sqrt{2\pi}} e^{-\frac{(z-q)^2 N}{2q(1-q)}}$ . It follows that

$$\frac{G'(s)}{G'(1-f)} \approx e^{-\frac{N}{2q(1-q)} \times [(s-q)^2 - (1-f-q)^2]}.$$

To prove the second part of the lemma, it suffices to show that at  $(s=0, f=f)$ ,  $(s-q)^2 - (1-f-q)^2 > 0 \Leftrightarrow q^2 > (1-f-q)^2$ , which, if  $1-f < q$ , is equivalent to  $q > q - (1-f)$  and obviously holds true, and if  $1-f \geq q$  is equivalent to  $q > 1-f-q \Leftrightarrow f > 1-2q$ , which obviously holds true as  $q > \frac{1}{2}$  has been assumed.

To prove the last part of the lemma, note that at  $s = z_P$ ,  $1-f = z_P$  as well. Thus  $\Gamma'(s) = \frac{G'(s)}{G'(1-f)} \times \frac{1-\tilde{\delta}}{\tilde{\delta}} = \Gamma'(s) = \frac{1-\tilde{\delta}}{\tilde{\delta}}$ . Q.E.D.

*Proof of Lemma 10:*

The lemma is equivalent to  $1-\Gamma(s) < 1-(1-q)/q \times s \Leftrightarrow G(1-\Gamma(s)) < G(1-(1-q)/q \times s)$ .

By (39)  $f = \Gamma(s)$  is defined by  $G(z_P) - G(s) = [G(1-f) - G(s)]\tilde{\delta} \Leftrightarrow G(1-\Gamma(s)) = \frac{G(z_P) - (1-\tilde{\delta})G(s)}{\tilde{\delta}}$ . It follows that the lemma is equivalent to  $\frac{G(z_P) - (1-\tilde{\delta})G(s)}{\tilde{\delta}} < G\left(1 - \frac{1-q}{q}s\right) \Leftrightarrow$

$$G(z_P) < \tilde{\delta}G\left(1 - \frac{1-q}{q}s\right) + (1-\tilde{\delta})G(s) := y(s) \quad (43)$$

for  $s \leq z_P$ . Note at  $s=0$ , this inequality is equivalent to  $G(z_P) < \tilde{\delta}$ , which holds true because  $\lim_{N \rightarrow \infty} G(z_P) = 0$ . Hence, inequality (43) follows from  $y'(s) > 0$ , which is proven as follows.  $y'(s) = -\frac{1-q}{q}\tilde{\delta}G'\left(1 - \frac{1-q}{q}s\right) + (1-\tilde{\delta})G'(s)$ . Observe that (i) by the Central Limit Theorem,  $G'(z) \approx \frac{1}{\sqrt{2\pi}} e^{-\frac{N}{2q(1-q)} \times (z-q)^2}$  and thus decreases with  $|z-q|$ . Furthermore, because  $s \leq z_P < q$ , we have  $1 - \frac{1-q}{q}s > q$ . It follows that (ii)  $|1 - \frac{1-q}{q}s - q| = 1 - \frac{1-q}{q}s - q$  and  $|s-q| = q-s$ . Lastly, (iii)  $1 - \frac{1-q}{q}s - q < q-s$  because that is equivalent to  $s \frac{2q-1}{q} < 2q-1 |_{2q-1 > 0} \Leftrightarrow s < q$ , which holds true. With these preparations, we come to prove  $y'(s) > 0$ . The last two claims together imply  $|1 - \frac{1-q}{q}s - q| > |s-q|$ , which together with claim (i) implies  $G'\left(1 - \frac{1-q}{q}s\right) < G'(s)$ . It follows that

$y'(s) = -\frac{1-q}{q}\tilde{\delta}G'(1 - \frac{1-q}{q}s) + (1 - \tilde{\delta})G'(s) > [-\frac{1-q}{q}\tilde{\delta} + (1 - \tilde{\delta})]G'(s) = [1 - \frac{1}{q}\tilde{\delta}]G'(s) > 0$ , which holds true because we have assumed  $\delta < q(1 - q)$  in (35) and hence  $\tilde{\delta} = \frac{\delta}{1-q} < q$ . Q.E.D.

*Proof of Proposition 6:*

If  $s(1) < z_P$ , then  $f(1) = 1 - s(1) > \Gamma(s(1))$  because  $\Gamma(s) < 1 - s$  for  $s < z_P$  by the discussion preceding Lemma 9. Therefore any path ends at  $(f(1), s(1))$  enters zone  $\Omega$ . If  $s(1) \geq 1 - \underline{f}$ , then for any  $z$ ,  $f(z) \leq f(1) = 1 - s(1) \leq \underline{f} = \Gamma(0) \leq \Gamma(s(z))$ , where the first inequality of the chain holds because a path  $f'(z) \geq 0$  by definition and the last one holds because  $\Gamma'(s) > 0$  by Lemma 9. Therefore, no paths  $(f(z), s(z))$  enter  $\Omega$ . Lastly, if  $s(1) \in (z_P, 1 - \underline{f})$ , we can construct a path that enters  $\Omega$  and a path that does not. For the former, let  $(f(z), s(z)) = \left\{ \begin{array}{l} (z, 0) \text{ for } z \leq 1 - s(1) \\ (1 - s(1), z - 1 + s(1)) \text{ for } z \geq 1 - s(1) \end{array} \right\}$ , that is, all the negative shocks occur in the front part of the stage; this path enters  $\Omega$  because at  $z = 1 - s(1)$ ,  $f(z) = 1 - s(1) |_{s(1) < 1 - \underline{f}} > \underline{f} = \Gamma(s(z))$ . For the latter, let  $(f(z), s(z)) = \left\{ \begin{array}{l} (0, z) \text{ for } z \leq s(1) \\ (z - s(1), s(1)) \text{ for } z \geq s(1) \end{array} \right\}$ , that is, all the positive shocks occur in the front part of the stage; this path does not enter  $\Omega$  because for any  $z$  such that  $s(z) \leq z_P < s(1)$ ,  $f(z) = 0 < \Gamma(s(z))$ . Q.E.D.

*Proof of Proposition 7:*

Consider  $g(\tau) := \Gamma(\tau) - \frac{1-q}{q}\tau$  over  $\tau \in [0, z_P]$ . By Lemma 10,  $g(\tau) > 0$ . By Lemma 9,  $g'(0) = \Gamma(0) - \frac{1-q}{q} < 0$  and  $g'(z_P) = \frac{1-q}{\delta} - \frac{1-q}{q} > 0$  because  $\tilde{\delta} = \frac{\delta}{1-q} < q$  by the assumption in (35). Define  $f_a := \min_{\tau \in [0, z_P]} g(\tau)$ . Then  $f_a > 0$  and  $f_a < g(0) = \underline{f}$ . We prove that for any  $f \in [f_a, \underline{f}]$ ,  $(f, 0) \in \Phi$ . For such a  $f$  obviously  $f \leq \Gamma(0) = \underline{f}$ . Thus we only need to prove that  $f + \frac{1-q}{q}\tau > \Gamma(\tau)$  for some  $\tau > 0$ , which is equivalent to  $f > g(\tau)$  for some  $\tau > 0$ , which holds true because  $f \geq f_a$  and thus  $f \geq \min_{\tau \in [0, z_P]} g(\tau)$ . Q.E.D.

## References

- [1] Acharya, V. V. (2009), “A theory of systemic risk and design of prudential bank regulation”, *Journal of Financial Stability*, 5, 224–255.

- [2] Acharya, Viral, and Tanju Yorulmazer. (2007) “Too-Many-To-Fail: An Analysis of Time-Inconsistency in Bank Closure Policies.” *Journal of Financial Intermediation*, 16, 1–31.
- [3] Acharya, V.V., Yorulmazer, T., 2008. Information contagion and bank herding. *Journal of Money, Credit and Banking*, 40 (1), 215–231.
- [4] Acemoglu, D., A. Ozdaglar, and A. Tahbaz-Salehi (2014). Systemic risk in endogenous financial networks. Columbia Business School Working Paper.
- [5] Ahnert, T. and C.-P. Georg (2017), “Information contagion and systemic risk.” *Journal of Financial Stability*, forthcoming.
- [6] Allen, F. and A. Babus (2009). Networks in finance. In P. R. Kleindorfer, Y. Wind, and R. E. Gunther (Eds.), *The Network Challenge: Strategy, Profit, and Risk in an Interlinked World*. Wharton School Publishing.
- [7] Allen, F. , A. Babus, and E. Carletti (2012), "Asset commonality,debt maturity and systemic risk", *Journal of Financial Economics*,104, 519–534.
- [8] Allen, Franklin and Douglas Gale (2000), “Financial contagion.” *Journal of Political Economy*, 108, 1–33.
- [9] Babus, Ana (2016), "The formation of financial networks," *RAND Journal of Economics*, 47 (2), 239–272.
- [10] Benoit, S., J.-E. Colliard, C. Hurlin, and C. Pe ´rignon (2017), “Where the Risks Lie: A Survey on Systemic Risk.” *Review of Finance*, 21 (1), 109–152.
- [11] Blume, Lawrence, David Easley, Jon Kleinberg, Robert Kleinberg, and Eva Tardos, “Network Formation in the Presence of Contagious Risk,” *ACM Trans. Econ. Comput.*, May 2013, 1 (2), 6:1–6:20.
- [12] Bougheas, S. and Kirman, A., (2015). Complex financial networks and systemic risk: A review. In Commendatore, P., Kayam, S., Kubin, I., (eds.) *Complexity and Geographical Economics: Topics and Tools*. Springer, Heidelberg, 115-39.

- [13] Cabrales, A., Gale, D., and Gottardi, P. (2015). Financial contagion in network. In *Oxford Handbook on the Economics of Networks*, Y. Bramouille, A. Galleotti, and B. Rogers (eds.), Oxford University Press.
- [14] Chen, Y., 1999. Banking panics: the role of the first-come, first-served rule and information externalities. *Journal of Political Economy*, 107 (5), 946–968.
- [15] Dasgupta, A., 2004. Financial contagion through capital connections: a model of the origin and spread of bank panics. *Journal of European Economic Association*, 2 (6), 1049–1084.
- [16] Diamond, D. and P. Dybvig (1983), “Bank Runs, Deposit Insurance, and Liquidity,” *Journal of Political Economy*, 91(3), 401–419.
- [17] Erol, Selman and Vohra, Rakesh, Network Formation and Systemic Risk, Second Version (December 12, 2014). PIER Working Paper No. 15-001. Available at SSRN: <https://ssrn.com/abstract=2546310> or <http://dx.doi.org/10.2139/ssrn.2546310>.
- [18] Farboodi, Maryam (2015), “Intermediation and voluntary exposure to counterparty risk.” Working Paper.
- [19] Freixas, X., Parigi, B. M., and Rochet, J.-C. (2000) Systemic risk, interbank relations, and liquidity provision by the Central Bank, *Journal of Money, Credit and Banking*, 32, 611–638.
- [20] Glasserman, P. and Young, H. P. (2015), "Contagion in financial networks." Working Paper 15-21, Office of Financial Research.
- [21] Jakab, Zoltan and Michael Kumhof (2015), "Banks are not intermediaries of loanable funds - and why this matters", Bank of England Working Paper No. 529.
- [22] Jonghe, O. D., H. Dewachterz, K. Mulier, S. Ongena and G. Schepens (2016), "Some borrowers are more equal than others: Bank funding shocks and credit reallocation," working paper.
- [23] Leitner, Y., 2005. Financial networks: contagion, commitment, and private sector bailouts. *Journal of Finance*, 60, 2925–2953.

- [24] Liu, E. X. and J. Pogach (2016), "Global Banks and Syndicated Loan Spreads: Evidence from U.S. Banks," working paper.
- [25] Lucas, E. R., Jr. (1988), "On the mechanics of economic development", *Journal of Monetary Economics*, 22, 3–42.
- [26] Monika Piazzesi and Martin Schneider (2017), "Payments, Credit and Asset Prices", working paper.
- [27] Ongena, S. and Y. Yu (2017), "Firm Industry Affiliation and Multiple Bank Relationships", *Journal of Financial Services Research*, 51, 1, pp 1–17.
- [28] Paravisini, D., V. Rappoport, and P. Schnabl (2014), "Comparative Advantage and Specialization in Bank Lending," working paper.
- [29] Wang, Tianxi (2014), "A Theory of Money Creation by Banks and Central Banking in a Two-Date Economy". Available at SSRN: <https://ssrn.com/abstract=2541808> or <http://dx.doi.org/10.2139/ssrn.2541808>.
- [30] Zawadowski, A. (2013). Entangled financial systems. *Review of Financial Studies* 26 (5), 1291-1323.